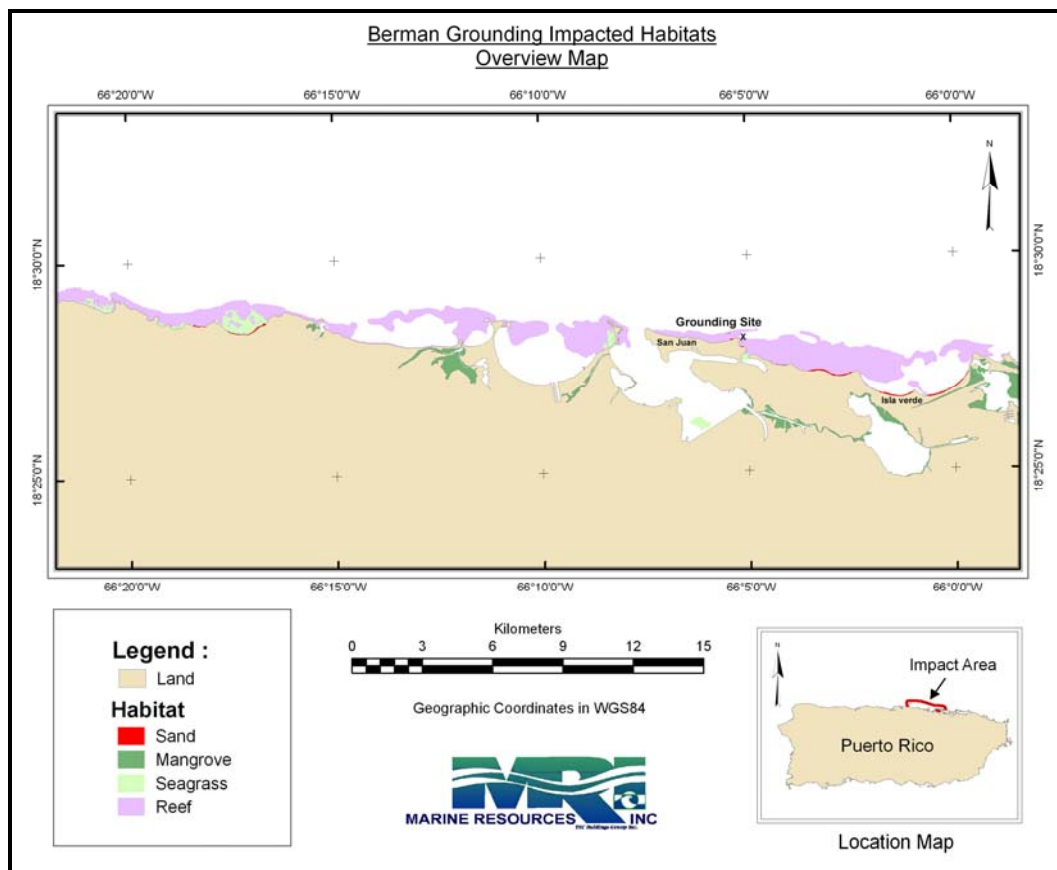


# Habitat Suitability Analysis: Compensation for Injured Reef in Support of Restoration Planning for the Berman Oil Spill, San Juan, Puerto Rico

August 2005



Submitted to:  
Tetra Tech, Inc.  
P.O. Box 79192  
Carolina, PR 00979

Submitted by:  
Marine Resources Inc  
7897 SW Jack James Drive, Suite A  
Stuart, Florida 34997  
Phone: (772) 221-2181

## TABLE OF CONTENTS

<b>1.0 INTRODUCTION</b> .....	1
1.1 Background .....	1
1.2 Objective .....	1
<b>2.0 METHODS</b> .....	3
2.1 Literature Search .....	5
2.2 Habitat Suitability Analysis .....	5
<b>3.0 RESULTS</b> .....	7
3.1 Synopsis of Literature Search.....	7
3.2 <i>Morris J. Berman</i> Grounding Site Characterization .....	9
3.3 Reef Habitat Species Composition .....	10
3.3.1 Primary Producers.....	10
3.3.2 Structural Animals.....	11
3.3.3 Herbivores .....	12
3.3.3.1 Invertebrates .....	12
3.3.3.2 Vertebrates .....	13
3.3.4 Predators.....	13
3.3.4.1 Invertebrates .....	13
3.3.4.2 Vertebrates .....	14
3.4 Habitat Suitability Analysis .....	14
3.4.1 Primary Producers.....	14
3.4.2 Structural Animals.....	16
3.4.3 Herbivores .....	17
3.4.4 Predators.....	18
<b>4.0 CONCLUSIONS</b> .....	20
4.1 Recommendations.....	20
4.1.1 Shallow Hard Bottom .....	21
4.1.2 Habitat Mosaic .....	22
4.1.2.1 Two Habitat Mosaic: Shallow Hard Bottom and Seagrass or Shallow Hard Bottom and Mangrove .....	24
4.1.2.2 Three Habitat Mosaic: Shallow Hard Bottom, Seagrass, and Mangrove.....	25
<b>5.0 LITERATURE CITED</b> .....	26
<b>APPENDICES</b> .....	30
APPENDIX A – EVALUATED LITERATURE SOURCES.....	A-1
APPENDIX B – DOCUMENTED SPECIES LIST .....	B-1
APPENDIX C – NUMBER OF SPECIES BENEFITING FROM HABITAT ADDITIONS .....	C-1
APPENDIX D – RESPONSES TO PEER REVIEWER COMMENTS.....	D-1
APPENDIX E – RESPONSES TO TRUSTEE COMMENTS .....	E-1

## 1.0 INTRODUCTION

### 1.1 Background

On the morning of 7 January 1994, the towline from the tug *Emily S.* broke allowing the fuel tank barge, *Morris J. Berman*, to drift with the wind and current for approximately one hour before it came aground. The barge, loaded with 35,000 bbl. of No. 6 fuel oil, grounded on a hard bottom eolianite reef approximately 274 m (300 yards) offshore of Escambron Beach in San Juan, Puerto Rico (**Figure 1**). The grounding of the barge on the eolianite reef caused seven of the barge's nine holding tanks to rupture, resulting in the discharge of approximately 17,000 bbl. of fuel oil onto the reef and surrounding nearshore areas (Applied Science Associates, 1994). The barge remained aground for over one week and was refloated and towed to a scuttling site 15 January 1994. The discharged oil was reported to impact more than 30 miles of shoreline along the north coast of Puerto Rico (Applied Science Associates, 1994). The weight of the grounded barge scarified the eolianite reef and dislodged rock substrate creating loose boulders and rubble debris (Hudson and Goodwin, 1995); the impact area was estimated to cover an area of 1,009 m<sup>2</sup>.

### 1.2 Objective

A settlement agreement between the U. S. Federal Government, the Commonwealth of Puerto Rico, and the responsible parties concerning the *Morris J. Berman* grounding event resolved claims for the resultant natural resource damages. The National Oceanic and Atmospheric Administration (NOAA), the U.S. Department of Commerce, the National Park Service, a Bureau of the U.S. Department of the Interior, and the Puerto Rico Department of Natural and Environmental Resources, as trustees of the natural resources, have the responsibility to assess the extent of resource damages, plan for appropriate restoration projects, prepare a restoration plan, and implement restoration. On-site restoration of the injured reef is not considered feasible due to the shallow water and associated high-energy sea conditions. The Trustees will compensate for the lost services of the impacted area by conducting off site compensatory restoration, since on-site restoration is not an option. Under Task Order 8 of contract number WC133F-04-CQ0003 to NOAA and in support of the Trustee Council, Tetra Tech EM, Inc. subcontracted Marine Resources, Inc. (MRI) to conduct a Habitat Suitability Analysis (HSA) to identify local marine habitats that could be utilized for compensatory restoration. The objective of the HSA is to evaluate and rank various marine habitats on a service-to-service basis to determine suitability for providing ecological compensation for lost resources associated with the *Morris J. Berman* grounding along the north coast of Puerto Rico.

A total of 183 organisms, documented from the project literature search, occur within the eolianite reef habitat and are considered to have been either directly or indirectly injured by the *Morris J. Berman* grounding. The species documented to occur in the eolianite habitat can be described by the principal functional service that they provide to the environment: 1) primary producers, 2) structural animals, 3) herbivores (invertebrates and vertebrates), and 4) predators (invertebrates and vertebrates). Of the 183 species documented on eolianite reef habitats, 8% are primary producers, 29% are structural animals, 11% are herbivores, and 52% are predators. A

thorough description of the organisms and the services that they provide within each service category is provided in **Section 3.3**.

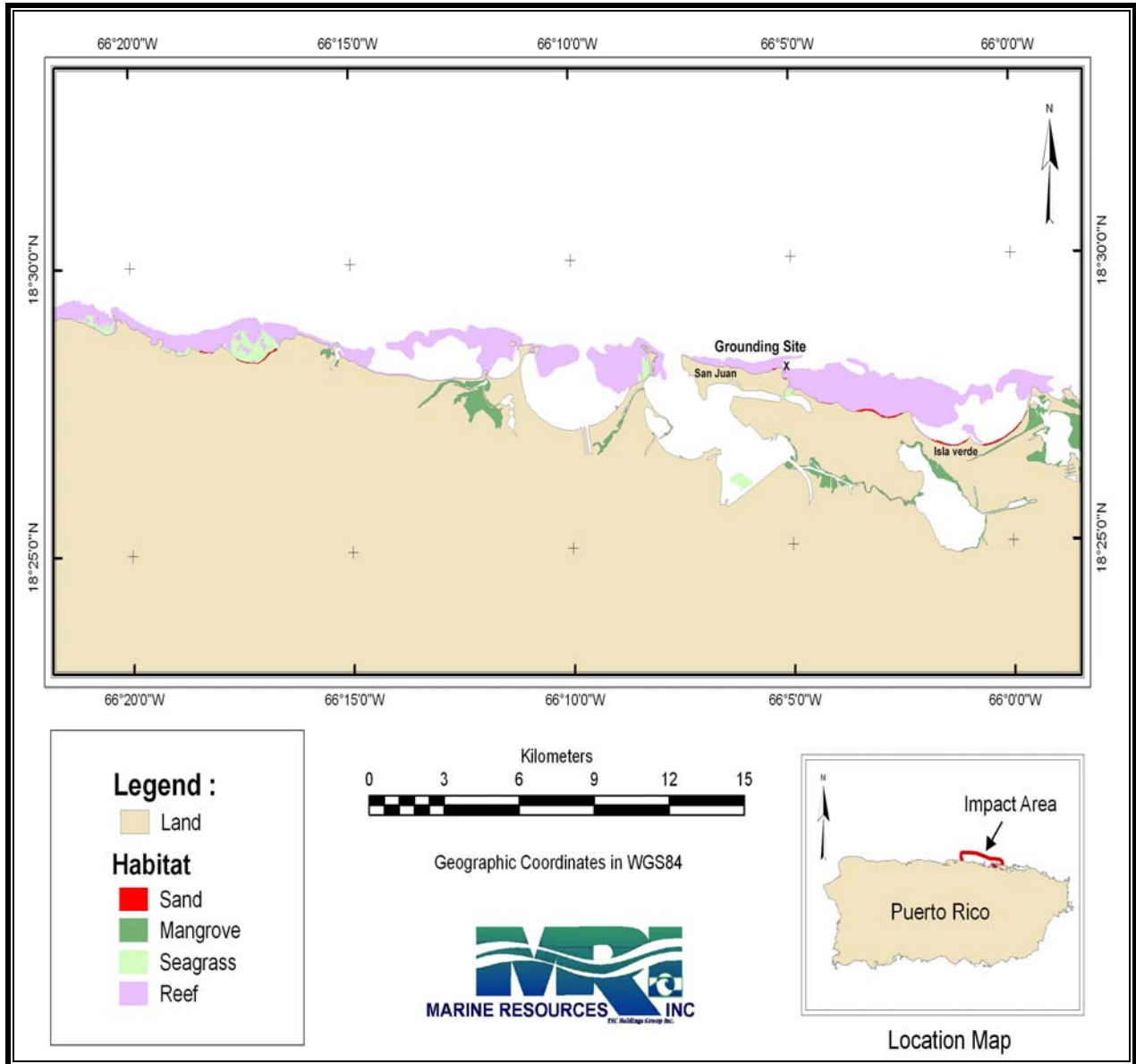


Figure 1. Location of the *Morris J. Berman* grounding site relative to San Juan

## 2.0 METHODS

Evaluation of the potential ecological benefits associated with compensatory habitat restoration was conducted through the analysis of published articles and technical documents. The principal goal of this evaluation was to compare the ecological services that provided by the eolianite reef habitat to those ecological services likely to accrue from creation (Powers et al., 2003), restoration (Peterson et al., 2003), and/or protection (Sperduto et al., 2003) of alternative habitats. As specified in the Statement of Work (SOW), habitats evaluated on a service-to-service basis included the following:

- 1) *eolianite reef* - feature of lithified substrate located in 0 – 5 m water depth, characteristic of the nearshore coastline of San Juan with its geomorphology closely related to the erodibility of the rock formation;
- 2) *shallow hard bottom* - consolidated substrate which supports a biological community dominated by attached sessile organisms located in 5 - 10 m water depth;
- 3) *deep hard bottom* - consolidated substrate which supports a biological community dominated by attached sessile organisms located in water depths greater than 10 m;
- 4) *mangroves* - submerged prop-root system of the red mangrove (*Rhizophora mangle*) and adjacent muddy substrate in a water depth of 0 to 2 m; and
- 5) *seagrass beds* - multi-species seagrass assemblage, often dominated by turtle grass (*Thalassia testudinum*) occurring in protected embayments in a water depth of 0 to 5 m.

Data on the biological community supported by artificial reef habitat was not available for the region of interest; consequently, artificial reef was not included as a specific habitat in the HSA. However, creation of artificial reef habitats may be the preferred alternative of compensatory restoration for the shallow hard bottom and deep hard bottom habitats. Although no specific information from the northern coast of Puerto Rico was available concerning artificial reef habitat, a substantial literature base exists that compares biological community structure between natural and artificial reefs. The majority of this literature focuses on predatory species (fish and mobile invertebrates). The consensus that emerges from this literature is that artificial reefs designed to maximize structural complexity and relief can support diverse fish and epibenthic assemblages (Sherman, et. al., 2002; Hixon and Beets, 1989; Hudson, et. al., 1989; Gorham and Alevizon, 1989). Artificial reefs designed to provide refuge by including small holes in the concrete material may enhance survival of recreationally and commercially important finfish (Hixon and Beets, 1989; Beets and Hixon, 1994). Rilov and Benayahu (2002) reported designing and monitoring artificial reef structures in the Eilat, Red Sea that supported a more diverse fish assemblage than the surrounding natural hard bottom habitats. Results indicating similar fish communities between natural and artificial reefs have been reported for artificial reefs constructed in coastal waters of the United States (see Ambrose and Swarbrick, 1989). Studies examining fish diet and growth have also demonstrated a high degree of similarity between artificial and natural reef habitats (Donaldson and Clavijo, 1994; Vose and Nelson, 1994; Lindquist et al., 1994). Based on our review of the literature, it is assumed that an artificial reef system placed within the target biotope and designed to mimic the local natural hard bottom habitat would function similar to the natural hard bottom it was designed to mimic after a brief period of succession (~5 years).

The HSA compares the ecological services provided by the aforementioned habitats with the eolianite reef in terms of four functional groups: 1) primary producers, 2) structural animals, 3) herbivores (invertebrates and vertebrates), and 4) predators (invertebrates and vertebrates). Biogenic and hard bottom habitats provide a range of ecological services to nearshore environments. The structural complexity characteristic of hard bottom habitats provides attachment area for primary producers (e.g., algae and seagrass) that in turn provide structure and food for a variety of herbivorous animals (Heck et al., 2003). The addition of primary producers from the fouling algae community or those characteristic of the habitat created (e.g., seagrass and mangrove) also serves to process inorganic and organic nutrients. Although a fraction of these nutrients are assimilated in plant tissue, a large percentage of these nutrients are transferred to higher trophic levels through grazing by herbivorous animals. In addition to the primary producer community that develops on the structure provided by these habitats, sessile invertebrates (e.g., corals and sponges) also colonize the habitat and provide additional biogenic structure. Predatory species are attracted to the refuge provided by the structured habitat and/or the increased number of herbivorous animals, which may serve as prey. Thus, the compensatory restoration of structured habitats is expected to modify at least four functional groups (primary producers, herbivores, structural animals, and predators) and these four levels serve as the basis for our service by service comparison.

A schematic diagram for the approach used during the HSA is presented as **Figure 2**. A search and compilation of available literature concerning the floral and faunal communities associated with the eolianite habitat and the four potential compensatory habitats was utilized to identify ecological services. After the literature review was completed, lists of documented species were compiled for each habitat. These documented species were then assigned to one of the four ecological services. Although we recognize that a species may overlap service categories (e.g., an algae species is a primary producer that also provides structure), we assign them to one category. Available information on life-history stage was included in the listing of documented species (i.e., juvenile, adult, and spawner). New data collection or reanalysis of previously collected databases is beyond the scope of this contract; therefore the level of evaluation (qualitative to quantitative) was based on the nature of site-specific information found in the published literature. It was anticipated that there would be a greater availability of quantitative data to evaluate relative abundances of species in the selected habitat comparisons (**Figure 2**). Unfortunately, this level of analysis could not be performed with the limited availability of quantitative data. Consequently, the HSA that we present here is based to a large extent on resemblance analysis between the eolianite reef habitat and the four potential compensatory habitats.

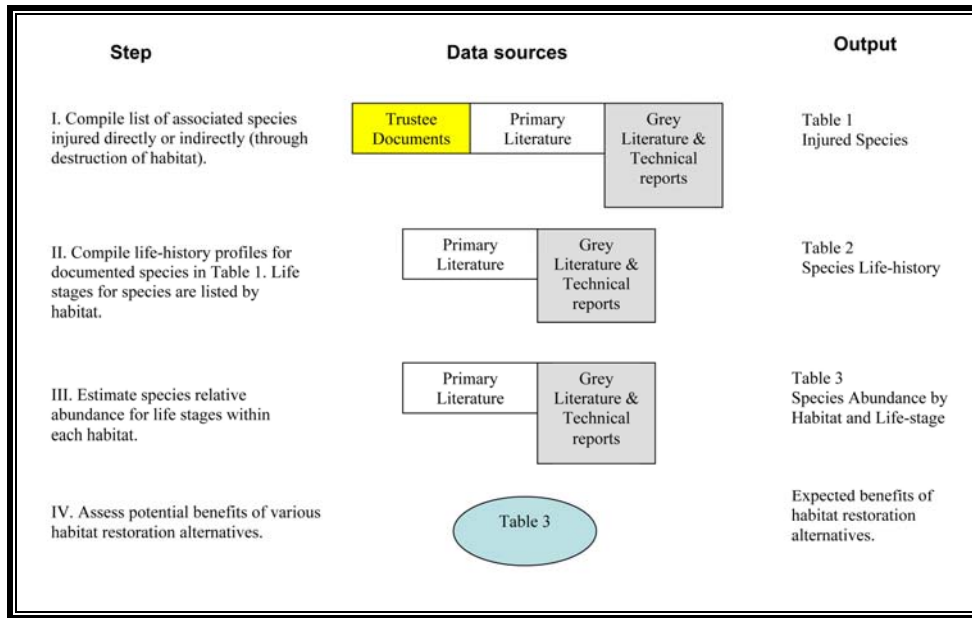


Figure 2. Schematic diagram for the approach used during the Habitat Suitability Analysis.

## 2.1 Literature Search

Literature sources included: 1) primary literature that included refereed journal articles, Masters Theses, and Ph.D. Dissertations and 2) grey literature that included technical documents pertaining directly to the *Morris J. Berman* grounding which were provided by the Trustees, technical reports and internet searches. Information pertinent to the flora and fauna potentially injured either directly or indirectly by the *Morris J. Berman* grounding were found by conducting a broad literature search utilizing a key word list. Additional government publications were collected by conducting a search of the NOAA document depository at the Rosenstiel School of Marine and Atmospheric Science in Miami, Florida. In addition, personal communications via telephone and email were also used to gather relevant information. A list of the evaluated literature sources is presented as **Appendix A**.

Internet databases used for the literature search included 1) Science Direct (SD), 2) Academic Search Premier (EBSCO), 3) Cambridge Scientific Abstracts (CSA), 4) ProQuest Digital Dissertations (PDD), and 5) ISI Web of Knowledge (ISI). SD is the world's largest electronic database for scientific, technical, and medical full text and bibliographic information. EBSCO is a general interest database with more than 3,000 journals indexed covering a wide variety of topics including social sciences, business, humanities, general science, and education. CSA provides access to more than 100 subject-oriented databases published by CSA and its publishing partners. PDD lists more than 1.6 million thesis and dissertation titles, citations, and abstracts. ISI is a web page for key word searches to access several refereed scientific journals.

## 2.2 Habitat Suitability Analysis

Using the data gathered from the literature review, a regional list was compiled of species common to the north coast of Puerto Rico. Species within the regional list that were documented

to utilize the eolianite reef habitat were identified from Trustee provided injury assessment documents and habitat assessment studies conducted in similar nearby habitats. The species that were documented to utilize the eolianite reef habitat were considered to be species either directly or indirectly injured by the grounding incident. The utilization of the four potential compensatory habitats by the eolianite reef species was then determined from the literature search. Next, species were assigned to one of four service categories for analysis (i.e., primary producers, structural animals, herbivores, and predators). Small pelagic zooplankton predators that are predominantly pelagic in nature and lack a strong affinity for benthic habitats, were placed in a separate category (planktivore) and excluded from the analysis of predators in keeping with previous HSAs involving restoration of benthic habitats (Peterson et al., 2003). A complete regional list of the species reported to occur off the north coast of Puerto Rico with their associated service category, biological descriptor, and presence/absence by habitat is presented as **Appendix B**.

A data matrix of the species documented to occur in the eolianite reef habitat was created from the regional list of species from the north coast of Puerto Rico. This data matrix of eolianite reef species and their presence/absence within compensatory habitat type served as the basis for analysis of resemblance among the eolianite reef habitat and the four possible compensatory habitats. Consequently, our similarity analysis is based only on those 183 species that occurred in the eolianite reef. Ordination of the resemblance data among the habitat types (i.e., eolianite reef, shallow hard bottom, deep hard bottom, seagrass and mangrove) was performed using nonmetric multidimensional scaling (nMDS) with PRIMER<sup>®</sup> 6 software package (Clarke and Warwick, 2001). An ordination is a map of the samples (i.e., habitats), usually in two or three dimensions, in which the placement of the samples reflects the similarity of their biological communities. Nearby points have a very similar biological community, whereas more distant points have dissimilar communities. The first step in the nMDS method is to construct a similarity matrix among the samples (habitats). The similarity matrix was based on Bray-Curtis similarity distances, a widely used method for calculating similarity among samples, using presence/absence data for marine species reported to occur in the eolianite reef habitat located off the north coast of Puerto Rico. Bray-Curtis distances express how similar two habitats are to each other based on a scale of 0-100 with a value of 100 indicating greatest similarity. The nMDS method then uses the ranks of the similarities among the 5 habitat types (not the actual distance measurements) to construct the ordination plot. NMDS uses relative ranks in the visualization of plots, therefore the axes have no specified units. Four separate nMDS analyses were performed, one for each ecological service (i.e., primary producers, structural animals, herbivores, and predators). Visual comparisons of plots generated for each ecological service were used to characterize differences in community structure among the five habitat types. The plots are presented and described in **Section 3.4**.

Additional qualitative evaluation of the eolianite reef habitat and the four possible compensatory habitats was conducted by summarizing the life history information (where available) for the organisms that were either directly or indirectly injured by the habitat degradation/loss (**Appendix B**). These data, primarily focusing on predatory species, provided the basis for a limited evaluation of habitat utilization by life history stage (i.e., juvenile, adult, and spawner). No formal analysis was conducted by life-history stage due to limited data; life history data were used as qualitative factors in the discussion of potential benefits to the predatory community.

## 3.0 RESULTS

### 3.1 Synopsis of Literature Search

Injury assessment reports and other documents pertaining to the *Morris J. Berman* grounding were provided by the Trustees and reviewed prior to conducting the literature search. Grounding-specific documents and habitat assessments from similar habitats were utilized to create a list of species that occur in the eolianite reef habitat and to describe the injured reef resource. The species list, site description, and potential compensatory habitat descriptions were used to create a key word list that was utilized for the literature search. Results from the literature search and from internet databases utilizing selected key words are presented as **Table 1**. The literature search initially focused primarily on relevant literature from Puerto Rican marine habitats, but was later expanded to include the Caribbean and southern Florida due to lack of information from the north coast of Puerto Rico. A total of 362 references were collected and examined during the HSA program (**Table 1**).

References collected during the literature search were assigned to general subject categories and functional groups within a category. Number of references for each functional group within categories is presented in **Table 2**. The majority of references provided information on life history and basic biology of species potentially found in Puerto Rico. Although a relatively large number of site-specific studies concerning life histories and/or ecological field research were identified from Puerto Rico, the majority of these studies were conducted in coral reef habitats along the southwestern coast and were not applicable to the eolianite reef habitat injured during the grounding event (Lisa Carruba, 2005, personal communication, Puerto Rico National Marine Fisheries Service). The few studies conducted in areas near the grounding site were primarily qualitative reporting only presence/absence information. Similarly, few studies of mangrove and seagrass habitats were found for the north coast of Puerto Rico.

Table 1. Key words and databases utilized for the Habitat Suitability Analysis (HSA). Potential sources and selected HSA literature (in parentheses) are presented for each database. Hyphens (--) indicate no search for the given key word.

Key Words			Database				
			SD	EBSCO	CSA	PDD	ISI
Puerto Rico			620	4,732	195(6)	--	2,465
Puerto Rico	&	Fisheries	2(0)	9(1)	2(0)	6(3)	10(1)
	&	Reef	19(3)	20(10)	4(0)	22(13)	78(20)
	&	Seagrass	7(1)	2(0)	2(0)	10(6)	18(5)
	&	Mangrove	11(3)	9(1)	1(0)	1(1)	25(8)
	&	Near Shore Habitat	2(1)	0	0	0	1(1)
	&	Fish Production	0	1(0)	1(0)	--	0
	&	Fish	17(3)	4(4)	8(2)	32(9)	90(17)
	&	Ichthyofauna	0	0	0	--	0
	&	Sea Turtles	1(1)	1(1)	1(0)	--	6(1)
	&	Benthic	8(0)	12(2)	2(0)	8(3)	38(3)
	&	Sea Horse	0	0	0	--	0
	&	Hard Bottom Habitat	0	0	0	0	2(0)
Caribbean	&	Fisheries	38(2)	74(13)	14(2)	18(1)	94(4)
	&	Reef	154(10)	234(27)	20(10)	101(9)	897(35)
	&	Seagrass	38(7)	15(8)	18(0)	18(7)	124(11)
	&	Mangrove	34(4)	44(8)	82(8)	18	153(19)
	&	Near Shore Habitat	1(1)	1(1)	0	--	1(0)
	&	Fish Production	7(1)	0	0	--	0
	&	Fish	103(11)	125(0)	689(25)	62(10)	448(18)
	&	Ichthyofauna	0	0	0	--	0
	&	Sea Turtles	1(1)	31(2)	39(1)	--	22(0)
	&	Benthic	45(0)	31(2)	216(9)	31(5)	222(5)
	&	Hard Bottom Habitat	2(0)	0	1(0)	1(0)	5(0)
	&	Sea Urchin	13(6)	2(0)	0	6(2)	46(3)
	&	Habitat	84(8)	118(23)	12(0)	--	347(21)
Life History	&	Corals	42(5)	10(1)	82(3)	--	94(4)
	&	Sponges	12(0)	1(0)	25(0)	--	27(0)
	&	Sea Urchin	9(0)	7(0)	25(0)	--	69(0)
Reproduction	&	Corals	0	40(1)	124(3)	--	239(3)
	&	Sponges	0	50(0)	81(2)	--	111(0)
Growth Rate	&	Corals	207(8)	37(1)	134(3)	--	195(2)

Table 2. Number of references is listed for each functional group within general subject categories. A reference may appear in more than one category.

Category	Group	Total
Life History		
	Algae	6
	Sessile Invertebrates	30
	Mobile Invertebrates	35
	Turtles	7
	Fish/Sharks	88
Site Specific		
	Puerto Rico (P.R.)	71
	Grounding Location	12
	P.R. North Coast	9
General Habitat		
	Seagrass	24
	Shallow Reef: 5-10 m	17
	Deep Reef: >10 m	5
	Mangrove	38
Conceptual		45
Other		14

### 3.2 *Morris J. Berman* Grounding Site Characterization

Puerto Rico, situated on the leading edge of the Caribbean plate, has a complex northern coastline formed predominantly of limestone formations and alluvial plains which supported the development of beaches and dunes (Krushensky and Schellekens, 2001). The insular shelf along the north coast of Puerto Rico is less than one mile wide and experiences intense wave action and longshore currents (Glaucó A. Rivera & Associates, 2003). Wave heights along the Puerto Rican north coast predominantly generated by the east Trade Winds range from 1 to 3 m (Morelock, 1978). These physical conditions, in conjunction with disproportional erosion of the limestone substrate, create topographically variable localized reef formations. Lithified beach rock and fossil sand dunes (i.e., eolianite) are nearshore features characteristic of the San Juan area. Eolianite reefs are submerged hard bottom structures composed of sand deposits cemented together with calcium carbonate. Along the northern coastline of Puerto Rico, these reefs are oriented west to northwest following a slightly sinuous course (Kaye, 1959).

The *Morris J. Berman* barge impacted the seaward edge of a high-energy eolianite reef in a water depth of 2.4 to 4.6 m (8 to 15 ft) that runs parallel to the coastline. The injured eolianite reef, strongly influenced by high wave energy and large influxes of river sediment, was characterized by Hudson and Goodwin (1995) as structurally complex due to erosional processes from land and sea which have created a microkarst topography of small pits, holes, and crevices within randomly distributed, erosion resistant rocky outcrops, shallow caves and trenches. The impacted eolianite reef habitat lacks any evidence of long-term coral reef accretion or relict coral reef deposits.

The habitat impacted by the *Morris J. Berman* grounding event is part of a continuous nearshore reef feature which extends the length of the San Juan coastline as shown in **Figure 1** (Kendall et al., 2001). Vicente (1994), Entrix (1995), and Hudson and Goodwin (1995) characterized the biological resources of the impacted eolianite reef habitat as well as unimpacted reference areas following the grounding event. These documents provided qualitative information such as lists of species within the injury area, lists of species in unimpacted eolianite habitats, and general habitat descriptions. Other surveys providing qualitative and limited quantitative descriptions of the eolianite reef habitat along the northern coast included pipeline corridor characterizations offshore of Isla Verde, Puerto Rico conducted by Vicente & Associates (2000) and Glauco A. Rivera & Associates (2003). Dial Cordy & Associates (2000) conducted an assessment of similar habitat offshore Arecibo, Puerto Rico, approximately 60 km west of the grounding site. CSA Architects and Engineers, et al. (2004) conducted a habitat assessment for the Puerto Rico Aqueducts and Sewer Authority (PRASA) within similar hard bottom habitats east of Puerto Rico which provided limited quantitative fish and coral community data. Mignucci-Giannoni (1999) listed over 152 species and 15 taxon groupings of marine organisms affected by the *Morris J. Berman* oil spill, as documented from specimens gathered along the shoreline after the incident by the Caribbean Stranding Network. Mignucci-Giannoni (1999) found that the most commonly affected biota from the grounding event and subsequent oil spill were echinoderms, mollusks, and crustaceans, respectively comprising 58, 25, and 10 percent. Vertebrates, primarily fish, accounted for approximately 6% of the marine organisms affected by the *Morris J. Berman* grounding event (Mignucci-Giannoni, 1999). The eolianite reef injured by the *Morris J. Berman* was visually dominated by soft corals, sponges and macroalgae.

### **3.3 Reef Habitat Species Composition**

A complete listing of the species reported to occur off the north coast of Puerto Rico with associated service category, biological descriptor, and presence/absence by habitat was compiled by review of the collected literature and is presented as **Appendix B**. Life-history stage (juvenile, adult, or spawning) is presented for some of the documented species; life history data was unavailable for most species. Of the 478 marine species documented along the north coast of Puerto Rico, 183 were documented as occurring within the eolianite reef habitat. Faunal groups with the most species either directly or indirectly injured by the loss of habitat due to the grounding event were fish, sponges, and corals (both hard and soft) with 108, 24, and 25, respectively (**Appendix B**).

#### **3.3.1 Primary Producers**

Primary producers are organisms, most often plants, which convert carbon dioxide into chemical energy by photosynthesis. Primary producers are important components of the reef community because they provide both food and structure for higher trophic levels. Algae are the most diverse macrobenthos along the north coast of Puerto Rico and included 113 species of red algae, 59 species of green algae, and 33 species of brown algae (**Appendix B**).

Fourteen species of algae were documented from the eolianite reef habitat (**Appendix B**). Mixed algal assemblages of red articulated coralline algae, fleshy red, green and brown algae are visually dominant in the area of the grounding site (Vicente & Associates, 2000). Green and

brown algae such as *Halimeda discoidea*, *Udotea flabellum*, and *Dictyota* spp. are important primary producers that form loose clumps or dense mats on shallow rocky substrates. *Halimeda* spp., calcareous green algae, are also an important source of reef sediments. Coralline algae are beneficial to reef habitats by binding the reef substrates and increasing the structural integrity of the habitat. Consolidation of reef substrate by coralline algae creates microhabitats for several invertebrates such as juvenile sea urchins, chitons, and limpets. Fleshy red algae, such as *Bryothamnion triquetum*, *Gracilaria dominguisis*, and *Amansia multifida*, are bushy and provide structurally complex habitats for many small fish and invertebrates. Regional checklists of benthic alga have been compiled by Almodovar and Ballantine, (1983); Ballantine and Norris, (1989); Ballantine and Aponte, (1997); and Ballantine et al., (2004).

### 3.3.2 Structural Animals

Structural animals are sessile organisms that attach to the substrate and subsequently increase its structural complexity. Although many plant and algal species increase the structural complexity of their environment, as discussed above, their primary service to their environment is to provide food for higher trophic levels and therefore were described and analyzed as primary producers. The most common organisms documented along the north coast of Puerto Rico that increase the structural complexity of the environment in which they inhabit are soft and hard corals and sponges.

Soft corals are a conspicuous component of marine communities worldwide. Soft corals typically have branching or fan morphologies which allows for minimal exploitation of hard substrate while utilizing a large volume of the water column (Barnes, 1980). Soft corals by virtue of their common arborescent colonial morphs, provide structural complexity and vertical relief to the physical habitat. Soft corals provide refuge for various symbiotic and epizotic plants and animals that either attach to or crawl on the surface. Some of the symbionts take on the color of their soft coral host (Barnes, 1980). Common soft corals found along the northern coast of Puerto Rico include sea fans (*Gorgonia* sp.), yellow sea whips (*Pterogorgia citrina*), and sea rods (*Eunicea* spp.) (Vicente & Associates, 2000). Thirteen of the fifteen soft coral species found along the northern coast were documented in the eolianite reef habitat (**Appendix B**).

Scleractinian corals, or hard corals, are the most important of the calcium carbonate-accreting organisms and are the major structural contributor to modern reef formation. Hard coral colony morphology is variable and dictated primarily by species and environmental factors. For example, low-profile colony morphologies often referred to as plate and encrusting forms, are more indicative of high-energy environments. Hard corals provide structural complexity and increase surface area and abundance of sessile macroinvertebrates which influence the diversity and abundance of fishes (Ferreira et. al., 2001). Hard corals provide habitat three dimensionality in the form of vertical relief and interstices which influences number of reef fish species and their abundance (Luckhurst and Luckhurst, 1978; Dennis and Bright, 1988). Some of the common species of hard corals found colonizing the shallow hard bottom substrate along the north coast of Puerto Rico are the great star coral (*Montastraea cavernosa*), symmetrical brain coral (*Diploria strigosa*), massive starlet coral (*Siderastrea siderea*), mustard hill coral (*Porites astreoides*), and finger coral (*P. porites*). Of the twenty-four species of hard corals documented along the north coast of Puerto Rico, 12 species were documented to occur in the eolianite reef

habitat and were therefore potentially directly injured by the *Morris J. Berman* grounding event (**Appendix B**).

The vast majority of sponges are filter-feeding marine organisms and are an important component of the nearshore hard bottom community. Sponges are highly diverse concerning their ecological functions; in particular shallow-water species have been documented to mediate substrate rubble consolidation (Wulff, 1984), contribute to bioerosion of hard substrates, and modify hard coral morphology (Goreau and Hartman, 1966). At least 24 different species of sponges have been documented along the northern coast of Puerto Rico, nineteen of which were reported to inhabit the eolianite reef (**Appendix B**). Commonly observed sponges on the eolianite reef include the giant barrel sponge (*Xestospongia muta*), brown variable sponge (*Anthosigmella varians*), and the vase sponge (*Callyspongia vaginalis*). *X. muta*, a visually dominant sponge that can be as wide and as high as one meter, provides increased structural complexity on the reef and habitat for numerous sponge inquilines such as brittle stars and snapping shrimp. *A. varians* has two distinct growth forms that include a massive amorphous lobate form and a sprawling encrusting form. *C. vaginalis* is a relatively large branching sponge that provides habitat for surficial zoanthids (*Parazoanthus* sp.) and other invertebrates.

### 3.3.3 Herbivores

Herbivores are animals that consume primary producers as an energy source. Both invertebrates, such as sea urchins, and vertebrates, such as fish and sea turtles, can be characterized as herbivores if their diet consists primarily of primary producers. Within reef communities herbivores provide food for predatory organisms and help to maintain a balance between primary producers and structural animals. Fifteen species of herbivorous vertebrates and six species of herbivorous invertebrates occur within the eolianite reef habitat and were potentially injured, by the grounding incident.

#### 3.3.3.1 Invertebrates

Common motile marine invertebrates impacted by the *Morris J. Berman* grounding event included various crustaceans, echinoid echinoderms, and a gastropod mollusk. Echinoid echinoderms (i.e., sea urchins) are an important component of the reef system that helps maintain substrate availability and structural complexity of the habitat. The rock-boring urchin (*Echinometra lucunter*) is a bioeroder which breaks down the substrate and helps maintain highly variable micro-habitats within the reef structure. Habitat creation within the structure facilitates species diversity due to niche partitioning and biotal zonation. Herbivorous urchins, such as the longspine urchin (*Diadema antillarum*), variegated urchin (*Lytechinus variegatus*), and the white sea urchin (*Tripneustes ventricosus*) which graze on algae, facilitate successional progression by providing available substrate for structural reef species. A localized die off of sea urchins was reported just days after the *Morris J. Berman* grounding event; urchins that were found alive showed visible signs of oil influence such as loss of spines, poor adherence to the substrate, and algal tufts growing on the spines (Vicente, 1994). The queen conch, *Strombus gigas*, is an herbivorous mollusk common in seagrass beds and algal flats that was documented in the injury assessment reports as injured by the *Morris J. Berman* grounding incident. The queen conch is an important commercial species in Puerto Rico and is listed as threatened in

Appendix II of the Convention of International Trade in Endangered Species (CITES) as threatened.

### 3.3.3.2 Vertebrates

The north coast hard bottom habitat is considered a habitat of concern for the threatened green sea turtle (*Chelonia mydas*) and the endangered hawksbill sea turtle (*Eretmochelys imbricata*). During rescue and rehabilitation efforts following the grounding, two oiled green sea turtles were treated by the Caribbean Stranding Network (Mignucci-Giannoni, 1999). Green sea turtles, with a smooth grey, green, brown, and black carapace, can be up to 4 ft long and weigh up to 500 pounds. Adult green sea turtles are herbivorous and eat primarily seagrass and algae. Juvenile green sea turtles are carnivores that consume jellyfish and other invertebrates found in the eolianite reef habitat. The hawksbill is a small to medium turtle approximately 2 – 3 ft long and weighs up to 180 lbs. Adult hawksbills forage primarily on sponges found on hard bottom habitats. Juveniles are known to forage and consume algae in coastal hard bottom areas of northern Puerto Rico.

Herbivorous fishes within the eolianite habitat include 8 families of ichthyofauna (**Appendix B**). These herbivores feed exclusively on either the algae that grows directly on the reef or on the plankton in the water column above the reef. Acanthurids (Surgeonfish, 3 species), Pomacentrids (damselfish, 2 species), Scarids (parrotfish, 5 species), a Blenniid (redlip blenny, *Ophioblennius atlanticus*), and a Monacanthid (orange filefish, *Aluterus punctatus*) are herbivorous fish that graze attached algae and are found in the eolianite reef habitat. Planktivorous reef associated herbivores include one Engraulid species (anchoveta, *Cetengraulis edentulus*), Exocoetids (flyingfishes, 2 species), and a Pomacentrid (Blue chromis, *Chromis cyaneus*).

### 3.3.4 Predators

Predators are animals that feed on other animals. Both invertebrates, such as the spiny lobster (*Panulirus argus*) and vertebrates, such as the red grouper (*Epinephelus morio*), feed on herbivores and other small predatory animals (**Appendix B**). Predatory activities influence the recruitment of juvenile fish and invertebrates to reef communities (Hixon, 1991) and influence reef assemblages by controlling herbivore populations that may overgraze plant assemblages. In total, 57 families encompassing 98 species of predatory ichthyofauna and 2 species of invertebrates have been documented to occur on eolianite reefs on the northern coast of Puerto Rico.

#### 3.3.4.1 Invertebrates

The spiny lobster (*P. argus*) and blue crabs (*Callinectes* spp.) are important commercial species of crustaceans that likely experienced indirect injury due to loss of habitat as a result of the grounding event.

### 3.3.4.2 Vertebrates

Predatory ichthyofauna documented to occur within eolianite reefs along the northern coast of Puerto Rico include top predators, demersally associated species, and pelagic species (**Appendix B**). The bull shark (*Carcharhinus leucas*), blacktip shark (*Carcharhinus limbatus*), barracuda (*Sphyraena barracuda*), tarpon (*Megalops atlanticus*), and four species of snook (e.g., *Centropomus unidecimali*), are all top predators found on the eolianite reef habitat. Twenty-two predatory species of the demersally associated grouper-snapper complex [i.e. red grouper (*Epinephelus morio*), margate (*Haemulon album*), jolthead porgy (*Calamus bajonado*), and hogfish (*Lachnolaimus maximus*)] have been documented within the northern Puerto Rican eolianite reef habitat. Three pelagic predatory species such as, the bar jack (*Caranx ruber*), atlantic bumper (*Chloroscombus crysurus*) and the bigeye scad (*Selar crumenophthalmus*), feed in the open water habitat above and adjacent to the eolianite reef habitat.

## 3.4 Habitat Suitability Analysis

The HSA compares the ecological services provided by the aforementioned habitats with the eolianite reef habitat in terms of four functional groups: 1) primary producers, 2) structural animals, 3) herbivores (invertebrates and vertebrates), and 4) predators (invertebrates and vertebrates). Because the majority of studies conducted in areas near the grounding site and within the four possible compensatory habitats were primarily qualitative, our analyses were restricted to the comparison of presence/absence data. Non-metric multidimensional scaling (nMDS), a type of ordination which generated plots of the relative similarity of the five habitat types (points closer together have greater similarity), were used as the basis for the HSA analysis. NMDS uses relative ranks in the visualization of plots, the axes have no specified units. Bray-Curtis distances, which were used to determine the relative similarity ranks, are also presented to provide a more numeric index of similarity.

### 3.4.1 Primary Producers

At the base of the food chain of the eolianite reef habitat, as well as the four possible compensatory restoration habitats, are primary producers (algae, seagrass, and mangroves) which provide two important ecological services: food for herbivores and structural complexity for small invertebrates and juvenile fishes. The presence/absence of 14 species of green, red and brown algae were used as the basis for constructing a similarity matrix. Shallow hard bottom demonstrated the highest degree of similarity to the eolianite reef (**Figure 3**). Mangrove, a habitat which supports a high level of primary production owing to its biogenic nature, ranked 2<sup>nd</sup>, followed by deep hard bottom and seagrass (**Table 3**).

Figure 3. MDS plot illustrating the resemblance of the five habitats based on the presence/absence of eolianite reef primary producers. Stress indicates the degree to which the plot represents the data, values of less than 0.1 are considered highly representative.



Table 3. Bray-Curtis similarity (0-100 with a value of 100 indicating greatest similarity) coefficients for the five habitats based on the presence/absence of primary producers.

HABITATS	Eolianite Reef	Shallow Hard Bottom	Deep Hard Bottom	Seagrass	Mangrove
Eolianite Reef					
Shallow Hard Bottom	66.7				
Deep Hard Bottom	35.3	40.0			
Seagrass	25.0	22.2	0		
Mangrove	35.4	60.0	0	40.0	

### 3.4.2 Structural Animals

Corals and sponges are common species found within the eolianite reef habitat and are a key structural element for fish and invertebrates (see Section 3.3.2). Based on the presence/absence of 53 species (primarily soft corals, hard corals, and sponges), greatest similarity of fauna was found between the eolianite reef and shallow hard bottom habitat (**Figure 4; Table 5**). Deep hard bottom, which ranked second, and seagrass, which ranked third in similarity to the eolianite reef in overall similarity, were close in similarity ranking. Mangrove was the most dissimilar habitat to eolianite reef. Differences between the eolianite reef, mangrove, and seagrass habitats in terms of structural animals are partly offset, in terms of provision of structural refuge for fish, by the structure provided by the exposed mangrove root or seagrass leaf area.

Figure 4. MDS plot illustrating the resemblance of the five habitats based on the presence/ absence of structural animals (primarily soft corals, hard corals, and sponges). Stress indicates the degree to which the plot represents the data, values of less than 0.1 are considered highly representative.

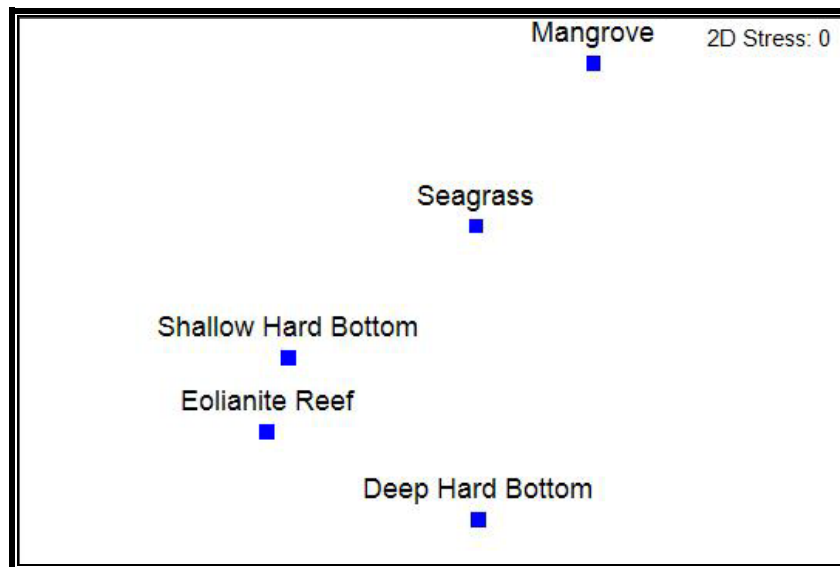


Table 5. Bray-Curtis similarity (0-100 with a value of 100 indicating greatest similarity) coefficients for the five habitats based on the presence/absence of structural animals.

HABITATS	Eolianite Reef	Shallow Hard Bottom	Deep Hard Bottom	Seagrass	Mangrove
Eolianite Reef					
Shallow Hard Bottom	84.8				
Deep Hard Bottom	34.4	32.0			
Seagrass	31.8	36.8	19.1		
Mangrove	10.8	14.3	14.3	46.2	

### 3.4.3 Herbivores

Inshore and nearshore habitats along the coast of Puerto Rico are known to possess a rich abundance of herbivorous fish and invertebrates. Based on our literature review, 20 species of herbivorous fish (e.g., surgeonfish, parrotfish, mullet) and invertebrates (sea urchins, gastropods) would likely occur within the eolianite reef habitat. With the exception of deep hard bottom, similarity was high among the habitat types (**Figure 5, Table 6**). The high degree of similarity among eolianite reef, shallow hard bottom, mangrove, and seagrass habitats was largely driven by the overlap of the herbivorous fish community, and to a lesser degree by the echinoderms. Deep hard bottom had few documented herbivore species: two species of parrotfish and one surgeonfish (see **Appendix B**).

Figure 5. MDS plot illustrating the resemblance of the five habitats based on the presence/absence of herbivorous species (vertebrate and invertebrate). Stress indicates the degree to which the plot represents the data, values of less than 0.1 are considered highly representative.

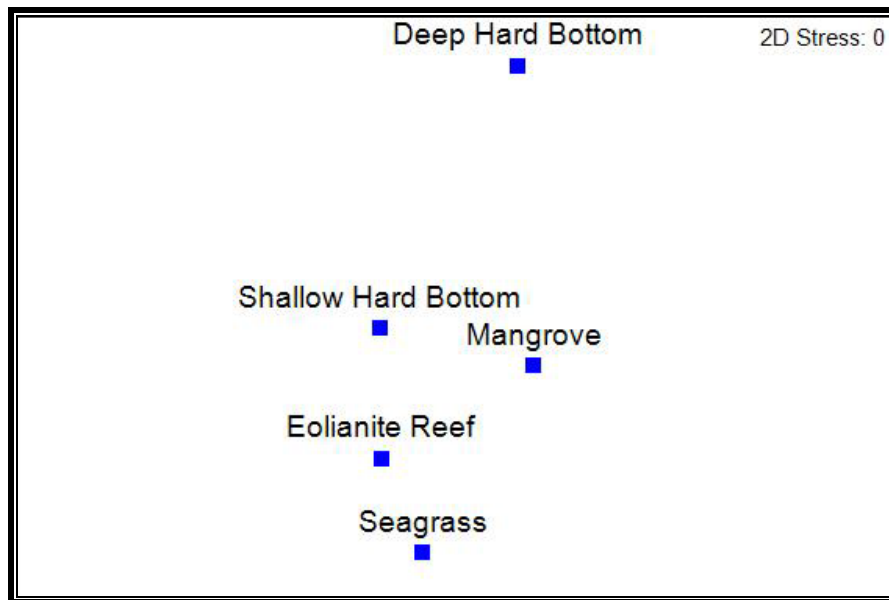


Table 6. Bray-Curtis similarity (0-100 with a value of 100 indicating greatest similarity) coefficients for the five habitats based on the presence/absence of herbivores.

HABITATS	Eolianite Reef	Shallow Hard Bottom	Deep Hard Bottom	Seagrass	Mangrove
Eolianite Reef					
Shallow Hard Bottom	74.3				
Deep Hard Bottom	24.0	37.5			
Seagrass	77.8	59.3	23.6		
Mangrove	66.7	66.7	28.6	64.0	

### 3.4.4 Predators

Predators represent a highly diverse assemblage of fish and invertebrates that utilize the five habitats as structural refuge and/or foraging grounds. There were 94 predators documented on the eolianite reef habitat. Shallow hard bottom habitat was most similar to the eolianite reef habitat based on the presence of predatory species (**Figure 6**). Overall, all four potential compensatory habitats showed high similarity (Bray Curtis values > 50, **Table 7**) to the eolianite reef. Shallow hard bottom was the most similar followed by seagrass, mangrove and deep hard bottom (**Table 7**). Species of commercial or recreational fisheries significance, in particular, snapper, grouper and grunts, were common in all habitats. Spiny lobsters were present in all habitats except deep hard bottom.

Figure 6. MDS plot illustrating the resemblance of the five habitats based on the presence/absence of predatory species (vertebrate and invertebrate). Stress indicates the degree to which the plot represents the data, values of less than 0.1 are considered highly representative.




Table 7. Bray-Curtis similarity (0-100 with a value of 100 indicating greatest similarity) coefficients for the five habitats based on the presence/absence of predators.

HABITATS	Eolianite Reef	Shallow Hard Bottom	Deep Hard Bottom	Seagrass	Mangrove
Eolianite Reef					
Shallow Hard Bottom	81.0				
Deep Hard Bottom	54.3	62.6			
Seagrass	73.9	68.9	53.3		
Mangrove	67.6	53.5	50.6	75.7	

Detailed information on habitat utilization was available for some commercially and recreationally important species. Two exploited invertebrate species, spiny lobster (*P. argus*) and queen conch (*Strombus gigas*), were reported to utilize one or more of the five evaluated habitats. Juvenile spiny lobsters were reported in seagrass, mangrove, and shallow water hard bottom. Adult spiny lobsters of harvestable size were reported from shallow hard bottom and seagrass (**Appendix B**). Adult queen conchs were also documented in both shallow hard bottom and seagrass. Juvenile conchs were documented only in seagrass. Although some variability among fisheries species occurred with respect to habitat utilization, in general, mangrove, seagrass, and shallow hard bottom were used as nursery grounds for juvenile fisheries species. In contrast, deep hard bottom was predominantly utilized by adults and to some extent as spawning areas. With the exception of silk snapper (*Lutjanus vivanus*), a deepwater snapper species, most snapper and grouper species utilized mangrove and/or seagrass habitat as nursery grounds (**Table 8** and **Appendix B**). Shallow hard bottom also served as juvenile habitat for some fisheries species; utilization of shallow hard bottom was higher among adults.

Table 8. Documented occurrence of selected fish and invertebrate species of commercial and recreational fisheries significance in the four potential compensatory habitats by life stage (A = adult and J = juvenile) and reported spawning activity (S). A + sign indicates that the references denoted presence but did not give information on life stage.

Species	Common name	Shallow Hard Bottom	Deep Hard Bottom	Mangrove	Seagrass
<i>Strombus gigas</i>	Queen conch	A			J, A
<i>Panulirus argus</i>	Spiny lobster	J, A		J	J, A
<i>Lutjanus griseus</i>	Gray snapper	J, A, S	S	J, A	J, A
<i>Lutjanus vivanus</i>	Silk snapper	J, A	A		
<i>Lutjanus analis</i>	Mutton snapper	+, S	+, S	J, A	J, A
<i>Ocyurus chrysurus</i>	Yellowtail snapper	A	+, S	J, A	J, A
<i>Epinephelus gutatus</i>	Red hind	A	+	J	J
<i>Epinephelus striatus</i>	Nassau grouper	A	A	J, A	J

## 4.0 CONCLUSIONS

Our recommendations are based on the analysis of qualitative presence/absence data from the eolianite reef habitat along the north coast of Puerto Rico; a lack of quantitative data limited the level of detail in the HSA. The majority of studies from Puerto Rico, identified in our literature search, were conducted in coral reef habitats along the southwestern coast and were not applicable to the eolianite reef habitat present at the grounding site. Few studies were conducted in areas near the grounding site and these were primarily qualitative (presence/absence) in nature. Similarly, few studies of mangrove and seagrass habitats were found for that pertained to the north coast of Puerto Rico. Quantitative data on densities and demographic parameters by habitat type would have greatly enhanced the HSA capacity to make quantitative predictions on ecological services (Peterson et al., 2003; Powers et al., 2003); however, such an analysis was not consistent with the available information and may not be necessary in a case where damages have been agreed upon. Although it is possible that the current database could be augmented through re-analysis of photographs and video from previous trustee council studies or site-specific biological sampling, additional analyses and sampling could be costly and may not significantly change the conclusions of the HSA.

### 4.1 Recommendations

A total of 183 species were documented from the literature search to occur on the eolianite reef habitat. Of these species, 18 (9.8%) were unique to the eolianite habitat, therefore the maximum number of eolianite reef species supported by utilizing all four of the compensatory habitats is 165. **Table 9** shows the number and percentage of eolianite reef species shared with each of the four potential compensatory habitats (Shared) and the number of shared eolianite reef species unique to each of the compensatory habitats (Unique). For example, shallow hard bottom shares 128 species with the eolianite reef habitat and of those 128 shared eolianite reef species 42 are found only at the shallow hard bottom habitat (**Table 9**). **Figure 7** is an nMDS plot illustrating the similarity between the habitats based on all of the eolianite species.

Table 9. Number and percentage of eolianite reef species shared with each of the four potential compensatory habitats and the number of shared eolianite reef species unique to each of the compensatory habitats.

Eolianite Reef Species	Compensatory Habitat Type			
	Shallow Hard Bottom	Deep Hard Bottom	Mangrove	Seagrass
Shared	128 (70%)	56 (31%)	68 (37%)	84 (46%)
Unique	42 (23%)	7 (3.8%)	8 (4.4%)	9 (4.9%)

Habitats were ranked according to degree of similarity to the eolianite reef as shown by the nMDS plots as well as the number of shared eolianite reef species (**Table 10**). Shallow hard bottom appears to have the highest degree of similarity, sharing 128 species with the eolianite reef habitat; and deep hard bottom was the least similar, with only 56 shared species. Seagrass habitat, an important recruitment and nursery habitat, ranked second in similarity to the eolianite

reef sharing 46% (84 species) of the eolianite reef species. Mangrove habitat ranked third overall. Difference in ranking between seagrass and mangrove is relatively minor and both should be considered similar to one another in terms of compensation potential. Seagrass was the only area utilized by juvenile queen conch, a species of significant management concern; seagrass also provides habitat for the two species of sea turtles common to the northern coast of Puerto Rico.

Figure 7. MDS plot illustrating the overall resemblance of the five habitats based on all of the habitat services. Stress indicates the degree to which the plot represents the data, values of less than 0.1 are considered highly representative.

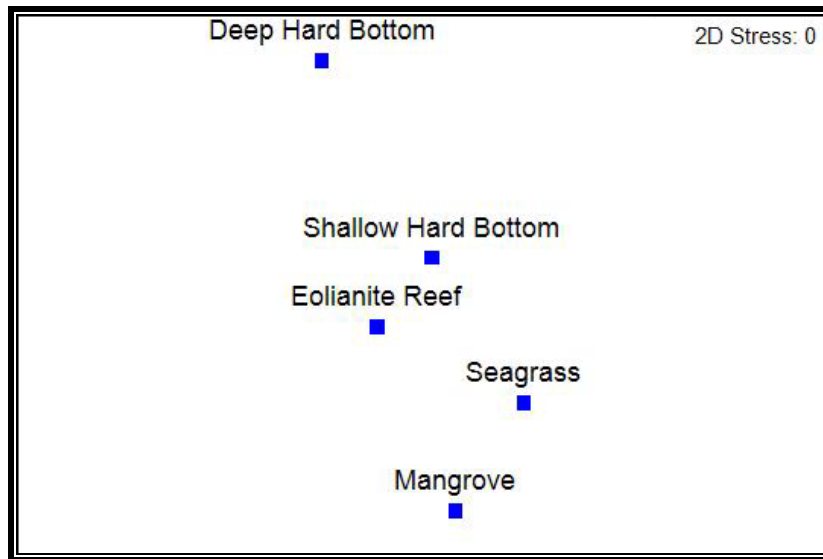


Table 10. Relative rankings of compensatory habitats based on Bray-Curtis similarity of four services to eolianite reef habitat and fisheries significance of habitats.

<b>Services and Fisheries Significance</b>	<b>Shallow Hard Bottom</b>	<b>Deep Hard Bottom</b>	<b>Seagrass</b>	<b>Mangrove</b>
Primary production	66.7	35.3	25.0	35.4
Structural animals	84.8	34.4	31.8	10.8
Herbivores	74.3	24.0	77.8	66.7
Predators	81.0	54.3	73.9	67.6
Recruitment Habitat (Fisheries)	High	Low	High	Moderate
<b>Ranking</b>	<b>1</b>	<b>4</b>	<b>2</b>	<b>3</b>

#### 4.1.1 Shallow Hard Bottom (5-10 m)

In examination of the four ecological service categories, the number of species in common with the eolianite reef, and consideration of species of fisheries significance, the shallow hard bottom

showed the greatest similarity to the eolianite reef habitat (**Table 10**) and would be considered to be the most appropriate compensatory habitat. Artificial reefs created in the shallow water areas would be expected to function similarly to the injured habitat, provided the design of such reefs could reasonably mimic the eolianite reef. However, the logistical difficulties associated with construction along the exposed north coast of Puerto Rico will preclude on-site restoration. Placing artificial reefs within more protected areas may be a reasonable alternative to on-site restoration if the habitat is created in close proximity to the shallow hard bottom so there is a shared pool of larvae and propagules. The artificial reef created in protected areas would be expected to yield many of the same ecological benefits as the eolianite reef habitat.

#### 4.1.2 Habitat Mosaic

No single habitat was identical to the injured habitat for all four services: therefore a mosaic approach of compensatory restoration of more than one habitat may be the best alternative. In many areas the restoration of adjacent or nearby habitats has proven economically and ecologically effective in restoring habitat function and providing greater fisheries enhancement (Micheli and Peterson, 1999; Grabowski, 2002; Peterson and Lipcius, 2003). The number of eolianite reef species that are in common with each habitat are given in **Table 11**. The number of eolianite reef species that would be expected to benefit from the compensatory restoration of two nearby habitat types is shown in **Table 12**. Of the two compensatory habitat mosaics, shallow hard bottom coupled with either a seagrass or mangrove habitat nearby would provide compensatory restoration for 150 and 149 eolianite reef species, respectively. **Table 13** shows the number of eolianite reef species that would benefit from the compensatory restoration of three habitat types. **Appendix C** provides a breakdown of the number of additional species that would benefit from the sequential addition of each habitat type; beginning with the shared species provided by a single compensatory habitat and sequentially adding compensatory habitats and their shared eolianite reef species. **Appendix C** could be a useful tool for management purposes to determine the order in which the habitats are chosen for compensatory restoration. Utilization of all four compensatory habitats yields 165 eolianite reef species, regardless of the order in which they are created (**Appendix C**). **Figure 8** provides a schematic representation of a compensatory restoration area prior to and following coupled compensatory restoration (i.e., seagrass and artificial reef placement).

Table 11. Number of eolianite reef species in common between compensatory habitats.

<b>Compensatory Habitat</b>	<b>Shallow Hard Bottom</b>	<b>Deep Hard Bottom</b>	<b>Mangrove</b>	<b>Seagrass</b>
Shallow Hard Bottom		48	47	62
Deep Hard Bottom	48		27	30
Mangrove	47	27		53
Seagrass	62	30	53	

Table 12. Number of eolianite reef species that would potentially benefit from the given mosaic of two compensatory habitats.

Compensatory Habitats	Shallow Hard Bottom	Deep Hard Bottom	Mangrove	Seagrass
Shallow Hard Bottom	-----	136	149	150
Deep Hard Bottom	136	-----	97	110
Mangrove	149	97	-----	99
Seagrass	150	110	99	-----

Table 13. Number of eolianite reef species that would potentially benefit from a mosaic of three compensatory habitats.

Compensatory Habitats	Shallow Hard Bottom & Deep Hard Bottom	Mangrove & Seagrass
Shallow Hard Bottom	-----	158
Deep Hard Bottom	-----	123
Mangrove	156	-----
Seagrass	157	-----

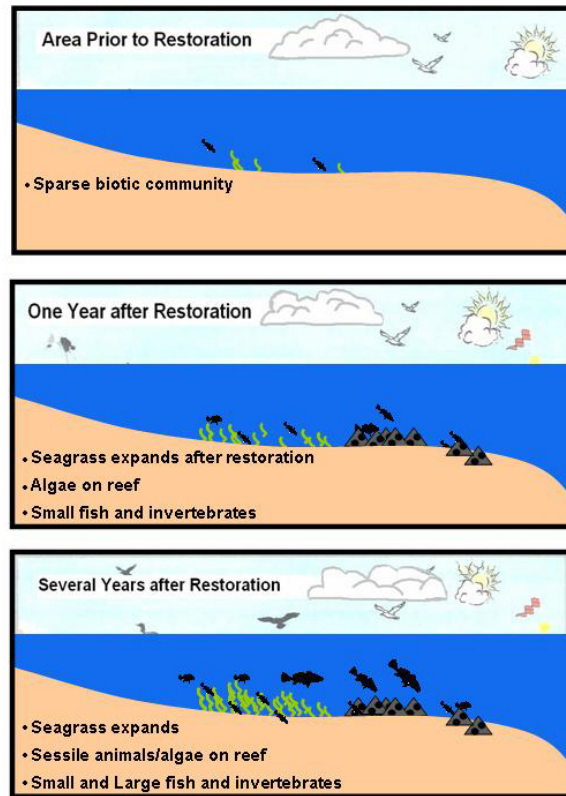


Figure 8. Schematic representation of a mosaic compensatory restoration area prior to and following coupling of seagrass and artificial reef habitat creation/restoration.

#### **4.1.2.1 Two Habitat Mosaic: Shallow Hard Bottom and Seagrass or Shallow Hard Bottom and Mangrove**

A desirable coupling may be the restoration of seagrass beds or mangroves near a shallow artificial reef, providing compensatory services to 150 or 149 eolianite reef species, respectively. Greater species richness and higher densities of fish are found in areas where seagrass habitats are adjacent to coral reef habitats (Dorenbosch et al., 2004; Nagelkerken and Van der Velde, 2004; Weinstein and Heck, 1979). The juxtaposition of seagrass or mangrove with hard bottom mimics the landscape of many productive coral reefs as well as habitats within San Juan Bay. Recruitment of juvenile fishes is facilitated by the expanse of seagrass beds or shallow water mangrove habitats which provide shelter from predators and abundant food sources. In addition, seagrass beds may provide nursery area for planktonic fish larvae more effectively than reefs, which are normally utilized by later stage juveniles and adults (Powers et al., 2003). Seagrass and mangrove habitats are nursery areas for many reef fish. Juvenile *Haemulon flavolineatum*, *H. sciurus*, *Lutjanus analis*, *L. apodus*, *L. mahogoni*, *Ocyurus chrysurus*, *Acanthurus chiguris*, *Scarus coeruleus*, and *Sphyraena barracuda* are found predominantly in seagrass beds, where as juvenile *L. apodus*, *L. griseus*, *S. barracuda*, and *Chaetodon capistratus* are some of the species more commonly found in mangroves (Nagelkerken et al., 2000). Many juvenile fish within seagrass beds and mangroves exhibit an ontogenetic habitat shift as they outgrow the protection provided by the juvenile habitat and migrate to nearby reef habitats (Weinstein and Heck, 1979; Nagelkerken et al., 2000; Cocheret de la Moriniere et al., 2002). A nearby artificial reef that mimics the natural hard bottom habitat would provide habitat for adults and could stabilize the seagrass bed or mangrove habitat from wave action and sediment transport. Creating a mosaic habitat of seagrass beds or mangroves and artificial reefs would provide both juvenile and adult habitats for species associated with the eolianite reef habitat injured by the *Morris J. Berman* grounding.

#### **4.1.2.2 Three Habitat Mosaic: Shallow Hard Bottom, Seagrass, and Mangrove**

The compensatory restoration of shallow hard bottom, seagrass and mangrove habitats within a lagoonal area would provide compensatory services to 86% of the eolianite reef species that were either directly or indirectly injured by the grounding incident. Combined compensatory restoration of these three habitats would provide habitats for many of the juveniles and adults of the predatory and herbivorous species documented on the eolianite reef. An additional 9 unique seagrass species or 8 unique mangrove species would be compensated for by adding the third habitat type to the above two habitat mosaic (**Section 4.1.3**).

## 5.0 LITERATURE CITED

- Almodovar, L. R., and D. L. Ballantine. 1983. Checklist of benthic marine macroalgae plus additional species records from Puerto Rico. *Caribbean Journal of Science* 19:7-20.
- Ambrose, R.F. and S.L. Swarbrick. 1989. Comparison of fish assemblages on artificial and natural reefs off the coast of southern California. *Bulletin of Marine Science* 44: 718-733.
- Applied Science Associates. 1994. Barge *Morris J. Berman* Oil Spill San Juan, Puerto Rico. January 7, 1994. Damage Assessment Data Report. 155 p.
- Ballantine, D. L., and N. E. Aponte. 1997. A revised checklist of the benthic marine algae known to Puerto Rico. *Caribbean Journal of Science* 33:150-179.
- Ballantine, D. L., and J. N. Norris. 1989. Notes on marine algae of Puerto Rico. V. New additions to the flora. *Caribbean Journal of Science* 25:1-8.
- Ballantine, D. L., H. Ruiz, and N. E. Aponte. 2004. Notes on the benthic marine algae of Puerto Rico VIII. Additions to the flora. *Botanica Marina* 47:335-340.
- Barnes, D. J. 1980. *Invertebrate Zoology*. Saunders College/Holt, Rinehart and Winston. Philadelphia, PA. 4<sup>th</sup> Edition. 1089 p.
- Beets, J. and M. A. Hixon. 1994. Distribution, persistence, and growth of groupers (Pisces: Serranidae) on artificial and natural patch reefs in the Virgin Islands. *Bulletin of Marine Science* 55: 470-483.
- Clarke, K. R. and R. M. Warwick. 2001. A further biodiversity index applicable to species lists: variation in taxonomic distinctness. *Marine Ecology Progress Series*. 216:265-278.
- Cocheret de la Moriniere, E., B. J. A. Pollux, I. Nagelkerken, and G. van der Velde. 2002. Post-settlement life cycle migration patterns and habitat preference of coral reef fish that use seagrass and mangrove habitats as nurseries. *Estuarine Coastal and Shelf Science* 55:309-321.
- CSA Architects & Engineers, CH2M Hill, and CSA Group. 2004. Semiannual report for the Carolina RWWTP 301(h) waiver demonstration studies, March/April 2004. Document No. CP-CA-00039-04. Submitted to: U.S. Environmental Protection Agency, Region II. New York, New York.
- Dennis, G. D. and T. J. Bright. 1988. The impact of a ship grounding on the reef fish assemblage at Molasses Reef, Key Largo National Marine Sanctuary, Florida. *Proceedings of the Sixth International Coral Reef Symposium* 2:213-218.
- Dial Cordy & Associates Inc. 2000. Arecibo nearshore hard bottom habitat assessment. <http://planning.saj.usace.army.mil/envdocs/Arecibo/areciboRPT.htm>.

- Donaldson, P.L. and I. E. Clavijo. 1994. Diet of round scad (*Decapterus punctatus*) on a natural and an artificial reef in Onslow Bay, NC. *Bulletin of Marine Science* 55: 501-509.
- Dorenbosch, M., M. C. van Riel, I. Nagelkerken, and G. van der Velde. 2004. The relationship of reef fish densities to the proximity of mangrove and seagrass nurseries. *Estuarine Coastal and Shelf Science*. 60:37-48.
- Entrix, Inc. 1995. Report of the Morris J. Berman barge grounding site Morris J. Berman oil spill San Juan, Puerto Rico. Commonwealth of Puerto Rico. Project No. 187601.
- Ferreira, C. E. L., J. E. A. Gonclaves, and R. Coutinho. 2001. Community structure of fishes and habitat complexity on tropical rocky shores. *Environmental Biology of Fishes* 61:353-369.
- Glauco A. Rivera & Associates. 2003. Marine biological assessment: Epibenthic and fish communities. Project: SMITCOMS / SMPR-1 fiber optic submarine cable system. 50 p.
- Goreau, T. F. and W. D. Hartman. 1966. Sponge: effect on the form of reef corals. *Science* 151:343-344.
- Gorham, J. C. and W. S. Alevizon. 1989. Habitat complexity and the abundance of juvenile fishes residing on small-scale artificial reefs. *Bulletin of Marine Science* 44(2):973-983.
- Grabowski, J. H. 2002. B The influence of trophic interactions, habitat complexity, and landscape setting on community dynamics and restoration of oyster reefs Ph.D. Dissertation, University of North Carolina at Chapel Hill, Chapel Hill, NC
- Heck, K. L. Jr., R. J. Orth, and C. G. Hays. 2003. Critical evaluation of the nursery role hypothesis for seagrass meadows. *Marine Ecology Progress Series* 253:123-136.
- Hixon, M. A. 1991. Predation as a process structuring coral reef fish communities. In P.F. Sale ed. *The ecology of fishes on coral reefs*. 475-508.
- Hixon, M. A. and J. P. Beets, 1989. Shelter characteristics and Caribbean fish assemblages: experiments with artificial reefs. *Bulletin of Marine Sciences* 44:666-680.
- Hudson, J. H., and B. Goodwin. 1995. Morris J. Berman grounding site, Punta Escambron, Puerto Rico. Damage assessment information report; site evaluation and recommendations. National Oceanic and Atmospheric Administration. 15 p.
- Hudson, J. H., D. M. Robbin, J.T. Tilmant, and J. L. Wheaton. 1989. Building a coral reef in southeast Florida: combining technology and aesthetics *Bulletin of Marine Science*. 44:1067-1068.
- Kaye, C. A. 1959. Shoreline features and Quaternary shoreline changes, Puerto Rico. Geological Survey Professional Paper 317-B. 49-140

- Kendall, M. S., M. E. Monaco, K. R. Buja, J. D. Christensen, C. R. Kruer, R. A. Finkbeiner, and R. A. Warner. 2001. Benthic habitats of Puerto Rico and the U.S. Virgin Islands. <http://biogeo.nos.noaa.gov/products/benthic/>.
- Krushensky, R. D., and J. H. Schellekens. 2001. Geology of Puerto Rico. In: Bawiec, W.J. (eds.) Geology, geochemistry, geophysics, mineral occurrences, and mineral resources assessment for the Commonwealth of Puerto Rico. U.S. Geological Survey. Open-File Report 98-38, Washington, D.C.
- Lindquist, D.G., L.B. Cahoon, I.E. Clavijo, M.H. Posey, S.K. Bolden, L.A. Pike, S.W. Burk, and P. A. Cardullo. 1994. Reef fish stomach contents and prey abundance on reef and sand substrata associated with adjacent artificial and natural reefs in Onslow Bay, North Carolina. *Bulletin Marine Science* 55:308-318
- Luckhurst, R. E. and K. Luckhurst. 1978. Analysis of the influence of substrate variables on coral reef fish communities. *Marine Biology* 317-323.
- Micheli, F. and C. H. Peterson. 1999. Estuarine vegetated habitats as corridors for predator movements. *Conservation Biology* 13: 869-881.
- Mignucci-Giannoni, A. A. 1999. Assessment and rehabilitation of wildlife affected by an oil spill in Puerto Rico. *Environmental Pollution* 104:323-333.
- Morelock, J. 1978. Shoreline of Puerto Rico. Coastal Zone Management Program, Department of Natural Resources, Commonwealth of Puerto Rico.
- Nagelkerken, I., M. Dorenbosch, W. Verberk, E. Cocheret de la Moriniere, and G. van der Velde. 2000. Importance of shallow-water biotopes of a Caribbean bay for juvenile coral reef fishes: Patterns in biotope association, community structure and spatial distribution. *Marine Ecology* 202:175-192.
- Nagelkerken, I., and G. Van der Velde. 2004. Relative importance of interlinked mangroves and sea grass beds as feeding habitats for juvenile reef fish on a Caribbean island. *Marine Ecology Progress Series* 274:153-159.
- Personal communication from the National Marine Fisheries Service, Fisheries Statistics and Economics Division.
- Peterson, C.H. and R.N. Lipcius. 2003. Conceptual progress towards predicting quantitative ecosystem benefits of ecological restorations. *Marine Ecology Progress Series* 264: 297-307.

- Peterson, C. H., R. T. Kneib, and C. A. Manen. 2003. Scaling restoration actions in the marine environment to meet quantitative targets of enhanced ecosystem services. *Marine Ecology Progress Series* 264:173-175.
- Powers, S. P., J. H. Grabowski, C. H. Peterson, and W. J. Lindberg. 2003. Estimating enhancements of fish production by offshore artificial reefs: uncertainty exhibited by divergent scenarios. *Marine Ecology Progress Series* 264:265-277.
- Rilov, G. and Y. Benayahu. 2002. Rehabilitation of coral reef-fish communities, the importance of artificial-reef relief to recruitment rates. *Bulletin of Marine Science* 70(1):185-197.
- Sherman, R. L., D. S. Gilliam, and R. E. Spieler. 2002. Artificial reef design: void space, complexity, and attractants. *ICES Journal of Marine Sciences* 59:196-200.
- Sperduto, M. B., S. P. Powers, and M. Donlan. 2003. Scaling restoration to achieve quantitative enhancement of loon, seaduck, and other seabird populations. *Marine Biology Progress Series* 264:221-232.
- Vicente, V. P. 1994. Summary and miscellaneous information relevant to the Berman oil spill on the north coast of Puerto Rico. NOAA/SEFSC. San Juan, Puerto Rico.
- Vicente & Associates. 2000. Marine benthic studies: ARCOS-1: Puerto Rico landing: Puerto Rico-Punta Cana (Siemen), Puerto Rico-Curacao (TYCO). 165 p.
- Vose, F.E. and W.G. Nelson. 1994. Gray triggerfish (*Balistes capriscus* Gmelin) feeding from artificial and natural substrate in shallow Atlantic waters of Florida. *Bulletin of Marine Science* 55: 1316-1323.
- Weinstein, M. P., and K. L. Heck, Jr. 1979. Ichthyofauna of seagrass meadows along the Caribbean coast of Panama and in the Gulf of Mexico: composition, structure and community ecology. *Marine Biology* 50:97-107.
- Wulff, J. L. 1984. Sponge-mediated coral reef growth and rejuvenation. *Coral Reefs* 3:157-163.

## **APPENDICES**

**APPENDIX A**  
**EVALUATED LITERATURE SOURCES**

**PRIMARY LITERATURE:**  
**(High Quality)**

The following literature cited includes refereed book chapters, articles published in peer-reviewed journals, Master of Science Theses, and Doctoral Dissertations.

- Acosta, C. A. 1997. Use of multi-mesh gillnets and trammel nets to estimate fish species composition in coral reef and mangroves in the southwest coast of Puerto Rico. *Caribbean Journal of Science* **33**:45-57.
- Acosta, C. A. 1999. Benthic dispersal of Caribbean spiny lobsters among insular habitats: Implications for the conservation of exploited marine species. *Conservation Biology* **13**:603-612.
- Acosta, C. A., and R. A. Appeldoorn. 1992. Estimation of growth mortality and yield per recruit for *Lutjanus synagris* (Linnaeus) in Puerto Rico. *Bulletin of Marine Science* **50**:282-291.
- Acosta, C. A., and R. Beaver. 1998. Fisheries, growth, and mortality of yellowtail snapper, *Ocyurus chrysurus*, in the Florida Keys, Florida, USA. Pages 851-870 in *Proceedings of the 50th Gulf and Caribbean Fisheries Institute*.
- Acosta, C. A., and M. J. Butler, IV. 1997. Role of mangrove habitat as a nursery for juvenile spiny lobsters, *Panulirus argus*, in Belize. *Marine and Freshwater Research* **48**:721-727.
- Aguilar-Perera, A. 2003. Abundance and distribution of hamlets (Teleostei: *Hypoplectrus*) in coral reefs off southwestern Puerto Rico: support for the multiple-species hypothesis. *Caribbean Journal of Science* **39**:147-151.
- Almany, G. R. 2003. Priority effects in coral reef fish communities. *Ecology* **84**:1920-1935.
- Almany, G. R. 2004. Does increased habitat complexity reduce predation and competition in coral reef fish assemblages? *OIKOS* **106**:275-284.
- Almany, G. R., and M. S. Webster. 2004. Odd species out as predators reduce diversity of coral-reef fishes. *Ecology* **85**:29-33.
- Almodovar, L. R., and D. L. Ballantine. 1983. Checklist of benthic marine macroalgae plus additional species records from Puerto Rico. *Caribbean Journal of Science* **19**:7-20.
- Almy, C. C., Jr., and C. Carrion-Torres. 1963. Shallow-water corals of Puerto Rico. *Caribbean Journal of Science* **3**:133-162.
- Appeldoorn, R. S., and K. C. Lindeman. 1985. Multispecies assessment in coral reef fisheries using higher taxonomic categories as unit stocks, with an analysis of an artisanal Haemulid fishery. Pages 507-515 in *Proceedings of the Fifth International Coral Reef Congress, Tahiti*.
- Arias-González, E. J., E. Nuñez-Lara, C. González-Salas, and R. Galzin. 2004. Trophic models for investigation of fishing effect on coral reef ecosystems. *Ecological Modelling* **172**:197-212.
- Arrivillaga, A., and D. M. Baltz. 1999. Comparison of fishes and macroinvertebrates on seagrass and bare-sand sites on Guatemala's Atlantic coast. *Bulletin of Marine Science* **65**:301-319.
- Ashworth, J. S., and R. F. G. Ormond. 2005. Effects of fishing pressure and trophic group on abundance and spillover across boundaries of a no-take zone. *Biological Conservation* **121**:333-344.
- Austin, H. M. 1971. A survey of the ichthyofauna of the mangroves of western Puerto Rico during December, 1967 - August, 1968. *Caribbean Journal of Science* **11**:27-39.

- Austin, H. M., and S. E. Austin. 1971. The feeding habits of some juvenile marine fishes from the mangroves in western Puerto Rico. *Caribbean Journal of Science* **11**:171-177.
- Ballantine, D. L., and N. E. Aponte. 1997. A revised checklist of the benthic marine algae known to Puerto Rico. *Caribbean Journal of Science* **33**:150-179.
- Ballantine, D. L., and J. N. Norris. 1989. Notes on marine algae of Puerto Rico. V. New additions to the flora. *Caribbean Journal of Science* **25**:1-8.
- Ballantine, D. L., H. Ruiz, and N. E. Aponte. 2004. Notes on the benthic marine algae of Puerto Rico VIII. Additions to the flora. *Botanica Marina* **47**:335-340.
- Ballantine, D. L., and M. J. Wynne. 1988. The life history and development of *Hypoglossum rhizophorum* (Delesseriaceae, Rhodophyta) in culture, a new deep-water species from the Caribbean. *Journal of Phycology* **24**:8-13.
- Ballantine, D. L. d., H. Ruiz, and N. E. Aponte. 2002. *Predaea goffiana* sp. nov., (Nemastomataceae, Rhodophyta) from Puerto Rico, Caribbean Sea. *Botanica Marina* **45**:385-389.
- Barnes, D. J., and C. J. Crossland. 1980. Diurnal and seasonal variations in the growth of a staghorn coral measured by time-lapse photography. *Limnology and Oceanography* **25**:1113-1117.
- Bauer, R. T., and L. W. R. Vega. 1992. Pattern of reproduction and recruitment in 2 sicyoniid shrimp species (Decapoda, Panaeoidea) from a tropical seagrass habitat. *Journal of Experimental Marine Biology and Ecology* **161**:223-240.
- Beddingfield, S., and J. B. McClintock. 1998. Differential survivorship, reproduction, growth and nutrient allocation in the regular echinoid *Lytechinus variegatus* (Lamarck) fed natural diets. *Journal of Experimental Marine Biology and Ecology* **226**:195-215.
- Beets, J. 1997. Are Caribbean fisheries sustainable? Conservation and exploitation strategies should be compatible. *Proceedings of the Gulf and Caribbean Fisheries Institute* **49**:156-160.
- Beets, J. P. 1989. Experimental evaluation of fish recruitment to combinations of fish aggregating devices and benthic artificial reefs. *Bulletin of Marine Science* **44**:973-983.
- Bell, J. D., and R. Galzin. 1984. Influence of live coral cover on coral-reef fish communities. *Marine Ecology Progress Series* **15**:265-274.
- Beukers-Stewart, B. D., and G. P. Jones. 2004. The influence of prey abundance on the feeding ecology of two piscivorous species of coral reef fish. *Journal of Experimental Marine Biology and Ecology* **299**:155-184.
- Biber, P. D., M. A. Harwell, and W. P. Cropper, Jr. 2004. Modeling the dynamics of three functional groups of macroalgae in tropical seagrass habitats. *Ecological Modelling* **175**:25-54.
- Bingham, B. L. 1992. Life histories in an epifaunal community: Coupling of adult and larval processes. *Ecology* **73**:2244-2259.
- Bohnsack, J. A., D. E. Harper, D. B. McClellan, and M. Hulsbeck. 1994. Effects of reef size on colonization and assemblage structure of fishes at artificial reefs off Southeastern Florida, U.S.A. *Bulletin of Marine Science* **55**:796-823.
- Bottger, S. A., and J. B. McClintock. 2001. The effects of organic and inorganic phosphates on fertilization and early development in the sea urchin *Lytechinus variegatus* (Echinodermata: Echinoidea). *Comparative Biochemistry and Physiology Part C* **129**:307-315.

- Bowden-Kerby, W. A. 2001. Coral transplantation modeled after natural fragmentation processes: Low-tech tools for coral reef restoration and management. PhD. University of Puerto Rico, Mayaguez.
- Butler, M. J., IV. 2003. Incorporating ecological process and environmental change into spiny lobster population models using a spatially-explicit, individual-based approach. *Fisheries Research* **65**:63-79.
- Butler, M. J., IV, J. H. Hunt, W. F. Herrnkind, M. J. Childress, R. Bertelsen, W. Sharp, T. Matthews, J. M. Field, and H. G. Marshall. 1995. Cascading disturbances in Florida Bay, U.S.A.: cyanobacterial blooms, sponge mortality, and implications for juvenile spiny lobsters, *Panulirus argus*. *Marine Ecology Progress Series* **129**:119-125.
- Caley, M. J. 1995. Reef-fish community structure and dynamics: an interaction between local and larger-scale processes? *Marine Ecology Progress Series* **129**:19-29.
- Caley, M. J., M. H. Carr, M. A. Hixon, T. P. Hughes, G. P. Jones, and B. A. Menge. 1996. Recruitment and the local dynamics of open marine populations. *Annual Review of Ecology and Systematics* **27**:477-500.
- Carlson, J. K., and J. H. Brusher. 1999. An index of abundance for coastal species of juvenile sharks from the northeast Gulf of Mexico. *Source Marine Fisheries Review* **61**:37-45.
- Carpenter, R. C. 1986. Partitioning herbivory and its effects on coral reef algal communities. *Ecological Monographs* **56**:345-364.
- Carricart-Ganivet, J. P. 2004. Sea surface temperature and the growth of the west Atlantic reef-building coral *Montastraea annularis*. *Journal of Experimental Marine Biology and Ecology* **302**:249-260.
- Caselle, J. E., and R. R. Warner. 1996. Variability in recruitment of coral reef fishes: the importance of habitat at two spatial scales. *Ecology* **77**:2488-2504.
- Chakalall, B., and K. L. Cochrane. 1997. The queen conch fishery in the Caribbean - an approach to responsible fisheries management. *Proceedings of the Gulf and Caribbean Fisheries Institute* **49**:531-554.
- Chapman, M. R., and D. L. Kramer. 2000. Movements of fishes within and among fringing coral reefs in Barbados. *Environmental Biology of Fishes* **57**:11-24.
- Chiappone, M., D. W. Swanson, and S. L. Miller. 2002. Density, spatial distribution and size structure of sea urchins in Florida Keys coral reef and hard-bottom habitats. *Marine Ecology Progress Series* **235**:117-126.
- Childress, M. J., and W. F. Herrnkind. 1996. The ontogeny of social behavior among juvenile Caribbean spiny lobsters. *Animal Behavior* **51**:675-687.
- Chittaro, P. M., P. Usseglio, and P. F. Sale. 2005. Variation in fish density, assemblage composition and relative rates of predation among mangrove, seagrass and coral reef habitats. *Environmental Biology of Fishes* **72**:175-187.
- Cintron, G., A. E. Lugo, D. J. Pool, and G. Morris. 1978. Mangroves of arid environments in Puerto Rico and adjacent islands. *Biotropica* **10**:110-121.
- Clarke, K. R. and R. M. Warwick. 2001. A further biodiversity index applicable to species lists: variation in taxonomic distinctness. *Marine Ecology Progress Series*. 216:265-278.
- Clavijo, I. E., and P. L. Donaldson. 1994. Spawning behavior in the Labrid, *Halichoeres bivittatus*, on artificial and natural substrates in Onslow Bay, North Carolina, with notes on early life history. *Bulletin of Marine Science* **55**:383-387.

- Cleveland, A. 1998. Feeding ecology and physiology of two territorial herbivorous damselfishes (*Stegastes dorsopunicans* and *S. planifrons*) in Panama. PhD. Northern Arizona University. 135 p.
- Clifton, K. E. 1997. Mass spawning by green algae on coral reefs. *Science* **275**:1116-1118.
- Cocheret de la Moriniere, E., I. Nagelkerken, H. van der Meij, and G. van der Velde. 2004. What attracts juvenile coral reef fish to mangroves: habitat complexity or shade? *Marine Biology* **144**:139-145.
- Cocheret de la Moriniere, E., B. J. A. Pollux, I. Nagelkerken, M. A. Hemminga, A. H. L. Huiskes, and G. van der Velde. 2003. Ontogenetic dietary changes of coral reef fishes in the mangrove-seagrass-reef continuum: stable isotopes and gut-content analysis. *Marine Ecology Progress Series* **246**:279-289.
- Cocheret de la Moriniere, E., B. J. A. Pollux, I. Nagelkerken, and G. van der Velde. 2002. Post-settlement life cycle migration patterns and habitat preference of coral reef fish that use seagrass and mangrove habitats as nurseries. *Estuarine Coastal and Shelf Science* **55**:309-321.
- Cocheret de la Moriniere, E., B. J. A. Pollux, I. Nagelkerken, and G. van der Velde. 2003. Diet shifts of Caribbean grunts (Haemulidae) and snappers (Lutjanidae) and the relation with nursery-to-coral reef migrations. *Estuarine Coastal and Shelf Science* **57**:1079-1089.
- Colin, P. L. 1989. Aspects of the spawning of western Atlantic butterfly fishes (Pisces: Chaetodontidae). *Environmental Biology of Fishes* **25**:131-141.
- Colin, P. L., and I. E. Clavijo. 1988. Spawning activity of fishes producing pelagic eggs on a shelf edge coral reef, southwestern Puerto Rico. *Bulletin of Marine Science* **43**:249-279.
- Corredor, J. E., C. R. Wilkinson, V. P. Vicente, J. M. Morell, and E. Otero. 1988. Nitrate release by Caribbean reef sponges. *Limnology and Oceanography* **33**:114-120.
- Davis, G. E., and J. W. Dodrill. 1989. Recreational fishery and population dynamics of spiny lobsters, *Panulirus argus*, in Florida Bay, Everglades National Park, 1977-1980. *Bulletin of Marine Science* **44**:78-88.
- Demopoulos, A. W. J. 2004. Aliens in paradise: a comparative assessment of introduced and native mangrove benthic community composition, food-web structure, and litter-fall production. PhD. University of Hawaii.
- Dennis, G. D. 1992. Island mangrove habitats as spawning and nursery areas for commercially important fishes in the Caribbean. Pages 205-225 in *Proceedings of the 41st Gulf and Caribbean Fisheries Institute*.
- Dennis, G. D., D. Hensley, P. L. Colin, and J. J. Kimmel. 2004. New records of marine fishes from the Puerto Rican plateau. *Caribbean Journal of Science* **40**:70-87.
- Diaz-Piferrer, M. 1969. Distribution of the marine benthic flora of the Caribbean Sea. *Caribbean Journal of Science* **9**:151-178.
- Diez, C. E., and R. P. van Dam. 2003. Sex ratio of an immature Hawksbill sea turtle aggregation at Mona Island, Puerto Rico. *Journal of Herpetology* **37**:533-537.
- Ditty, J. G., E. D. Houde, and R. F. Shaw. 1994. Egg and larval development of Spanish Sardine, *Sardinella aurita* (Family Clupeidae), with a synopsis of characters to identify clupeid larvae from the northern Gulf of Mexico. *Bulletin of Marine Science* **54**:367-380.
- Ditty, J. G., and R. F. Shaw. 1996. Spatial and temporal distribution of larval striped mullet (*Mugil cephalus*) and white mullet (*M. curema*, family: Mugilidae) in the northern Gulf of Mexico, with notes on mountain mullet, *Agonostomus monticola*. *Bulletin of Marine Science* **59**:271-288.

- Ditty, J. G., R. F. Shaw, and J. S. Cope. 1994. A re-description of Atlantic spadefish larvae, *Chaetodipterus faber* (family: Ephippidae) and their distribution, abundance, and seasonal occurrence in the northern Gulf of Mexico. *Fisheries Bulletin* **92**:262-274.
- Domeier, M. L., C. C. Koenig, F. C. Coleman, and P. L. Colin. 1997. Tropical reef fish spawning aggregations: defined and reviewed. *Bulletin of Marine Science* **60**:698-726.
- Dorenbosch, M., M. C. van Riel, I. Nagelkerken, and G. van der Velde. 2004. The relationship of reef fish densities to the proximity of mangrove and seagrass nurseries. *Estuarine Coastal and Shelf Science* **60**:37-48.
- Duarte, L. O., and C. B. Garcia. 2004. Trophic role of small pelagic fishes in a tropical upwelling ecosystem. *Ecological Modelling* **172**:323-338.
- Duffy, J. E. 2004. Underwater Urbanites. *Natural History* **112**:40-45.
- Dulvy, N. K., N. V. C. Polunin, A. C. Mill, and N. A. J. Graham. 2004. Size structural change in lightly exploited coral reef fish communities: evidence for weak indirect effects. *Canadian Journal of Fisheries and Aquatic Sciences* **61**:466-475.
- Dunlap, M., and J. R. Pawlik. 1998. Spongivory by parrotfish in Florida mangrove and reef habitats. *Marine Ecology* **19**:325-337.
- Eckrich, C. E., and J. G. Holmquist. 2000. Trampling in a seagrass assemblage: direct effects, response of associated fauna, and the role of substrate characteristics. *Marine Ecology Progress Series* **201**:199-209.
- Eggleston, D. B. 1995. Recruitment in Nassau grouper *Epinephelus striatus*: post-settlement abundance, microhabitat features, and ontogenetic habitat shifts. *Marine Ecology Progress Series* **124**:9-22.
- Epstein, N., and B. Rinkevich. 2001. From isolated ramets to coral colonies: the significance of colony pattern formation in reef restoration practices. *Basic and Applied Ecology* **2**:219-222.
- Fabricius, K. E. 2004. Effects of terrestrial runoff on the ecology of corals and coral reefs: review and synthesis. *Marine Pollution Bulletin* **In Press**.
- Farnsworth, E. J., and A. M. Ellison. 1996. Scale-dependent spatial and temporal variability in biogeography of mangrove root epibiont communities. *Ecological Monographs* **66**:45-66.
- Figuerola, M., D. Matos-Caraballo, and W. Torres. 1998. Maturation and reproductive seasonality of four reef fish species in Puerto Rico. *Proceedings of the Gulf and Caribbean Fisheries Institute* **50**:938-968.
- Foley, K. A. 2004. Reef fish communities in channel axes along a cross-shelf gradient in southwestern Puerto Rico. MS. University of Puerto Rico, Mayaguez.
- Garcia-Quijano, C. G. 2000. Taxonomic composition, area cover and diversity in the Upper Cretaceous limestone of southwestern Puerto Rico: A quantitative study of three coral-rudist assemblages. MS. University of Puerto Rico, Mayaguez. 104 p.
- Garrison, V. H., C. S. Rogers, J. Beets, and A. M. Friedlander. 2004. The habitats exploited and the species trapped in a Caribbean island trap fishery. *Environmental Biology of Fishes* **71**:247-260.
- George, S. B., J. M. Lawrence, and A. L. Lawrence. 2004. Complete larval development of the sea urchin *Lytechinus variegatus* fed an artificial feed. *Aquaculture* **242**:217-228.
- Gillanders, B. M., K. W. Able, J. A. Brown, D. B. Eggleston, and P. F. Sheridan. 2003. Evidence of connectivity between juvenile and adult habitats for mobile fauna: an important component of nurseries. *Marine Ecology Progress Series* **247**:281-295.

- Gilmore, R. G., Jr. 1995. Environmental and biogeographic factors influencing ichthyofaunal diversity: Indian River Lagoon. *Bulletin of Marine Science* **57**:153-170.
- Gladfelter, E. H., R. K. Monahan, and W. B. Gladfelter. 1978. Growth rates of five reef-building corals in the northeastern Caribbean. *Bulletin of Marine Science* **28**:728-734.
- Godfried, W. N., and M. Van Moorsel. 1985. Disturbance and growth of juvenile corals (*Agaricia humilis* and *Agaricia agaricites*, Scleractinia) in natural habitats on the reef of Curacao. *Marine Ecology Progress Series* **24**:99-112.
- Goenaga, C., and M. Canals. 1990. Island-wide coral bleaching in Puerto Rico: 1990. *Caribbean Journal of Science* **26**:171-175.
- Goldberg, W. M. 1973. The ecology of the coral-octocoral communities off the southeast Florida coast: geomorphology, species composition, and zonation. *Bulletin of Marine Science* **23**:465-488.
- Gonzalez-Brito, P. 1970. Una Lista Los Octocorales De Puerto Rico. *Caribbean Journal of Science* **10**:63-69.
- Gorham, J. C., and W. S. Alevizon. 1989. Habitat complexity and the abundance of juvenile fishes residing on small scale artificial reefs. *Bulletin of Marine Science* **44**:662-665.
- Govoni, J. J., E. H. Laban, and J. A. Hare. 2003. The early life history of swordfish (*Xiphias gladius*) in the western North Atlantic. *Fishery Bulletin* **101**:778-790.
- Grace, M., M. Bahnick, and L. Jones. 2000. A preliminary study of the marine biota at Navassa Island, Caribbean Sea. *Marine Fisheries Review* **62**:43-48.
- Griffin, S. P., R. P. Garcia, and E. Weil. 2003. Bioerosion in coral reef communities in southwest Puerto Rico by the sea urchin *Echinometra viridis*. *Marine Biology* **143**:79-84.
- Hall, V. R., and T. P. Hughes. 1996. Reproductive strategies of modular organisms: comparative studies of reef-building corals. *Ecology* **77**:950-963.
- Haughton, M. O., and K. A. Aiken. 1989. Biological notes on artificial reefs in Jamaican waters. *Bulletin of Marine Science* **44**:1033-1037.
- Hawkins, J. P., and C. M. Roberts. 2004. Effects of fishing on sex-changing Caribbean parrot fishes. *Biological Conservation* **115**:213-226.
- Hawkins, J. P., C. M. Roberts, T. Van't Hof, K. De Meyer, J. Tratalos, and C. Aldam. 1999. Effects of recreational scuba diving on Caribbean coral and fish communities. *Conservation Biology* **13**:888-897.
- Hay, M. 1997. Synchronous spawning: when timing is everything. (research on green seaweed reproduction). *Science* **275**:1080-1081.
- Heck, K. L., Jr., and M. P. Weinstein. 1989. Feeding habits of juvenile reef fishes associated with Panamanian seagrass meadows. *Bulletin of Marine Science* **45**:629-636.
- Heck, K. L., and J. F. Valentine. 1995. Sea urchin herbivory: evidence for long-lasting effects in subtropical seagrass meadows. *Journal of Experimental Marine Biology and Ecology* **189**:205-217.
- Hendriks, I. E., D. T. Wilson, and M. G. Meekan. 2001. Vertical distributions of late stage larval reef fishes in the nearshore water of the San Blas Archipelago, Caribbean Panama. *Coral Reefs* **20**:77-84.
- Herbert, H. M. 1971. A survey of the ichthyofauna of the mangroves of western Puerto Rico during December 1967-August, 1968. *Caribbean Journal of Science* **11**.

- Hernandez-Delgado, E. A., L. Alicea-Rodriguez, C. G. Toledo, and A. M. Sabat. 2000. Baseline characterization of coral reefs and fish communities within the proposed Culebra Island Marine Fishery Reserve, Puerto Rico. Pages 537-556 *in* Proceedings of the 51st Gulf and Caribbean Fisheries Institute.
- Hernandez-Delgado, E. A., and A. M. Sabat. 2000. Ecological status of essential fish habitats through an anthropogenic environmental stress gradient in Puerto Rican coral reefs. Pages 457-470 *in* Proceedings of the 51st Gulf and Caribbean Fisheries Institute.
- Herrnkind, W. F., and M. J. Butler, IV. 1986. Factors regulating postlarval settlement and juvenile microhabitat use by spiny lobsters *Panulirus argus*. Marine Ecology Progress Series **34**:23-30.
- Highsmith, R. C. 1982. Reproduction by fragmentation in corals. Marine Ecology Progress Series **7**:207-226.
- Hixon, M. A., and J. P. Beets. 1989. Shelter characteristics and Caribbean fish assemblages: experiments with artificial reefs. Bulletin of Marine Science **44**:666-680.
- Hoppe, W. F. 1988. Growth, regeneration and predation in three species of large coral reef sponges. Marine Ecology Progress Series **50**:117-125.
- Hoppe, W. F. 1988. Reproductive patterns in three species of large coral reef sponges. Coral Reefs **7**:45-50.
- Hudson, J. H., and B. Goodwin. 1997. Restoration and growth rate of hurricane damaged pillar coral (*Dendrogyra cylindrus*) in the Key Largo National Marine Sanctuary, Florida. Proceedings of the 8th International Coral Reef Symposium **1**:567-570.
- Hudson, J. H., and W. B. Goodwin. 2001. Assessment of vessel grounding injury to coral reef and seagrass habitats in the Florida Keys National Marine Sanctuary, Florida: protocol and methods. Bulletin of Marine Science **69**:509-516.
- Hudson, J. H., K. J. Hanson, R. B. Halley, and J. L. Kindinger. 1994. Environmental implications of growth rate changes in *Montastraea annularis*: Biscayne National Park, Florida. Bulletin of Marine Science **54**:647-669.
- Hughes, T. P., and J. B. C. Jackson. 1985. Population dynamics and life histories of foliaceous corals. Ecological Monographs **55**:141-166.
- Hughes, T. P., and J. E. Tanner. 2000. Recruitment failure, life histories, and long-term decline of Caribbean corals. Ecology **81**:2250-2263.
- Humann, P., and N. Deloach. 2002. Reef coral identification.
- Jackson, J. B. C., J. D. Cubit, B. D. Keller, V. Batista, K. Burns, H. M. Caffey, R. L. Caldwell, S. D. Garrity, C. D. Getter, C. Gonzalez, H. M. Guzman, K. W. Kaufman, A. H. Knap, S. C. Levings, M. J. Marshall, R. C. Thompson, and E. Weil. 1989. Ecological effects of a major oil spill on Panamanian coastal marine communities. Science **243**:37-44.
- Jan, R.-Q., Y.-H. Liu, C.-Y. Chen, M.-C. Wang, G.-S. Song, H.-C. Lin, and K.-T. Shao. 2003. Effects of pile size of artificial reefs on the standing stocks of fishes. Fisheries Research **63**:327-337.
- Jones, K. M. M. 2000. Spatial dynamics and community structure in coral reef fishes (family Labridae). PhD. University of Windsor. 260 p.
- Jones, R. L., and A. W. Stoner. 1997. The integration of GIS and remote sensing in an ecological study of queen conch, *Strombus gigas*, nursery habitats. Proceedings of the Gulf and Caribbean Fisheries Institute **49**:523-530.

- Kaufman, L. S., J. Ebersole, J. Beets, and C. C. McIvor. 1992. A key phase in the recruitment dynamics of coral reef fishes: post-settlement transition. *Environmental Biology of Fishes* **34**:109-118.
- Kieckbusch, D. K., M. S. Koch, J. E. Serafy, and W. T. Anderson. 2004. Trophic linkages among primary producers and consumers in fringing mangroves of subtropical lagoons. *Bulletin of Marine Science* **74**:271-285.
- Knowlton, N., J. L. Mate, H. M. Guzman, R. Rowan, and J. Jara. 1997. Direct evidence for reproductive isolation among the three species of the *Montastraea annularis* complex in Central America (Panama and Honduras). *Marine Biology* **127**:705-711.
- Laegdsgaard, P., and C. Johnson. 2001. Why do juvenile fish utilize mangrove habitats? *Journal of Experimental Marine Biology and Ecology* **257**:229-253.
- Lasker, H. R. 1984. Asexual reproduction, fragmentation, and skeletal morphology of a plexaurid gorgonian. *Marine Ecology Progress Series* **19**:261-268.
- Lasker, H. R. 1990. Clonal propagation and population dynamics of a gorgonian coral. *Ecology* **71**:1578-1589.
- Lasker, H. R., and K. Kim. 1996. Larval development and settlement behavior of the gorgonian coral *Plexaura kuna*. *Journal of Experimental Marine Biology and Ecology* **207**:161-175.
- Lawrence, J. M., L. R. Plank, and A. L. Lawrence. 2003. The effect of feeding frequency on consumption of food, absorption efficiency, and gonad production in the sea urchin *Lytechinus variegatus*. *Comparative Biochemistry and Physiology Part A* **134**:69-75.
- Leis, J. M., and B. M. Carson-Ewart. 1998. Complex behaviour by coral-reef fish larvae in open-water and near-reef pelagic environments. *Environmental Biology of Fishes* **53**:259-266.
- Leon, Y. M., and K. A. Bjorndal. 2002. Selective feeding in the hawksbill turtle, an important predator in coral reef ecosystems. *Marine Ecology Progress Series* **245**:249-258.
- Letourneur, Y., R. Galzin, and M. Hamelin-Vivien. 1997. Temporal variations in the diet of the damselfish *Stegastes nigricans* (Lecepede) on a Reunion fringing reef. *Journal of Experimental Marine Biology and Ecology* **217**:1-18.
- Levitán, D. R. 1989. Life history and population consequences of body-size regulation in the sea urchin *Diadema antillarum* Philippi. PhD. University of Delaware. 227 p.
- Lewis, S. M. 1984. The role of herbivory in the organization of tropical reef communities (Caribbean, Fish, Seaweeds). PhD. Duke University. 110 p.
- Lewis, S. M., and P. C. Wainwright. 1985. Herbivore abundance and grazing intensity on a Caribbean coral reef. *Journal of Experimental Marine Biology and Ecology* **87**:215-228.
- Ley, J. A., C. C. McIvor, and C. L. Montague. 1999. Fishes in mangrove prop-root habitats of northeastern Florida bay: distinct assemblages across an estuarine gradient. *Estuarine and Coastal Shelf Science* **48**:701-723.
- Lindeman, K. C., G. Diaz, J. E. Serafy, and J. S. Ault. 1998. A spatial framework for assessing cross-shelf habitat use among newly settled grunts and snappers. Pages 385-416 in *Proceedings of the 50th Gulf and Caribbean Fisheries Institute*.
- Lindeman, K. C., R. Pugliese, G. T. Waugh, and J. S. Ault. 2000. Developmental patterns within a multispecies reef fishery: management applications for essential fish habitats and protected areas. *Bulletin of Marine Science* **66**:929-956.
- Lindeman, K. C., and D. B. Snyder. 1999. Nearshore hardbottom fishes of southeast Florida and effects of habitat burial caused by dredging. *Fisheries Bulletin* **97**:508-525.

- Lirman, D. 2000. Fragmentation in the branching coral *Acropora palmata* (Lamarck): growth, survivorship, and reproduction of colonies and fragments. *Journal of Experimental Marine Biology and Ecology* **251**:41-57.
- Littler, D. S., M. M. Littler, K. E. Bucher, and J. N. Norris. 1989. Marine plants of the Caribbean a field guide from Florida to Brazil.
- Lopez-Pinero, I. Y., and D. L. Ballantine. 2001. *Dasya puertoricensis* sp. nov. (Dasyaceae, Rhodophyta) from Puerto Rico, Caribbean Sea. *Botanica Marina* **44**:337-344.
- Lopez, J. M., A. W. Stoner, J. R. Garcia, and I. Garcia-Muniz. 1988. Marine food webs associated with Caribbean island mangrove wetlands. *Acta Cientifica* **2**:94-123.
- Loreto, R. M., M. Lara, and J. J. Schmitter-Soto. 2003. Coral reef fish assemblages at Banco Chinchorro, Mexican Caribbean. *Bulletin of Marine Science* **73**:153-170.
- Luckhurst, B. E., and K. Luckhurst. 1978. Analysis of the influence of substrate variables on coral reef fish communities. *Marine Biology* **49**:317-323.
- Lugo, A. E. 1988. The mangroves of Puerto Rico are in trouble. *Acta Cientifica* **2**:124.
- Lugo, A. E. 1988. The wetlands of Caribbean islands. *Acta Cientifica* **2**:48-61.
- Lugo, A. E., and S. C. Snedaker. 1974. The ecology of mangroves. *Annual Review of Ecology and Systematics* **5**:39-64.
- Luke, K., J. A. Horrocks, R. A. LeRoux, and P. H. Dutton. 2004. Origins of green turtle (*Chelonia mydas*) feeding aggregations around Barbados, West Indies. *Marine Biology* **144**:799-805.
- Macia, S. 2000. The effects of sea urchin grazing and drift algal blooms on a subtropical seagrass bed community. *Journal of Experimental Marine Biology and Ecology* **246**:53-67.
- McAfee, S. T., and S. G. Morgan. 1996. Resource use by five sympatric parrotfishes in the San Blas Archipelago, Panama. *Marine Biology* **125**:427-437.
- McCormick, M. I., and L. J. Makey. 1997. Post-settlement transition in coral reef fishes: overlooked complexity in niche shifts. *Marine Ecology Progress Series* **153**:247-257.
- McFarland, W. N., E. B. Brothers, J. C. Ogden, M. J. Shulman, E. L. Bermingham, and N. M. Kotchian-Prentis. 1985. Recruitment patterns in young French grunts *Haemulon flavolineatum* (family Haemulidae), at St. Croix, Virgin Islands. *Fisheries Bulletin* **83**:151-161.
- McGehee, M. A. 1994. Correspondence between assemblages of coral reef fishes and gradients of water motion, depth, and substrate size off Puerto Rico. *Marine Ecology Progress Series* **105**:243-255.
- Mignucci-Giannoni, A. A. 1999. Assessment and rehabilitation of wildlife affected by an oil spill in Puerto Rico. *Environmental Pollution* **104**:323-333.
- Morelock, J., and J. V. A. Trumbull. E. C. F. Bird. ed. 1985. Puerto Rico Coastline. *in* The World's Coastlines. Van Nostrand Reinhold, New York.
- Mumby, P. J., A. J. Edwards, J. E. Arias-Gonzalez, K. C. Lindeman, P. G. Blackwell, A. Gall, M. I. Gorczynska, A. R. Harborne, C. L. Pescod, H. Renken, C. C. C. Wabnitz, and G. Llewellyn. 2004. Mangroves enhance the biomass of coral reef fish communities in the Caribbean. *Nature* **427**:533-536.
- Munday, P. L. 2004. Habitat loss, resource specialization, and extinction on coral reefs. *Global Change Biology* **10**:1642-1647.
- Munro, J. L. 1976. Aspects of the biology and ecology of Caribbean reef fishes: Mullidae (goatfishes). *Journal of Fish Biology* **9**:79-97.

- Munro, J. L., V. C. Gaut, R. Thompson, and P. H. Reeson. 1973. The spawning seasons of Caribbean reef fishes. *Journal of Fish Biology* **5**:69-84.
- Nagelkerken, I., M. Dorenbosch, W. Verberk, E. Cocheret de la Moriniere, and G. van der Velde. 2000. Importance of shallow-water biotopes of a Caribbean bay for juvenile coral reef fishes: Patterns in biotope association, community structure and spatial distribution. *Marine Ecology* **202**:175-192.
- Nagelkerken, I., M. Dorenbosch, W. C. E. P. Verberk, E. C. De la Moriniere, and G. Van der Velde. 2000. Day-night shifts of fishes between shallow-water biotopes of a Caribbean bay, with emphasis on the nocturnal feeding of Haemulidae and Lutjanidae. *Marine Ecology Progress Series* **194**:55-64.
- Nagelkerken, I., S. Kleijnen, T. Klop, R. A. C. J. van den Brand, E. Cocheret de la Moriniere, and G. van der Velde. 2001. Dependence of Caribbean reef fishes on mangroves and seagrass beds as nursery habitats: a comparison of fish faunas between bays with and without mangroves/seagrass beds. *Marine Ecology* **214**:225-235.
- Nagelkerken, I., C. M. Roberts, G. Van der Velde, M. Dorenbosch, M. C. Van Riel, E. Cocheret de la Moriniere, and P. H. Nienhuis. 2002. How important are mangroves and seagrass beds for coral-reef fish? The nursery hypothesis tested on an island scale. *Marine Ecology* **244**:299-305.
- Nagelkerken, I., and G. van der Velde. 2004. Are Caribbean mangroves important feeding grounds for juvenile reef fish from adjacent grass beds? *Marine Ecology Progress Series* **274**:143-151.
- Nagelkerken, I., and G. van der Velde. 2004. A comparison of fish communities of subtidal seagrass beds and sandy seabeds in 13 marine embayments of a Caribbean island, based on species, families, size distribution and functional groups. *Journal of Sea Research* **52**:127-147.
- Nagelkerken, I., and G. Van der Velde. 2004. Relative importance of interlinked mangroves and sea grass beds as feeding habitats for juvenile reef fish on a Caribbean island. *Marine Ecology Progress Series* **274**:153-159.
- Nagelkerken, I., G. van der Velde, M. W. Gorissen, G. J. Meijer, T. van't Hof, and C. den Hartog. 2000. Importance of mangroves, seagrass beds and the shallow coral reef as a nursery for important coral reef fishes, using a visual census technique. *Estuarine, Coastal and Shelf Science* **51**:31-44.
- Nakamura, Y., and M. Sano. 2004. Comparison between community structures of fishes in *Enhalus acoroides*- and *Thalassia hemprichii*-dominated seagrass beds on fringing coral reefs in the Ryukyu Islands, Japan. *Ichthyological Research* **51**:38-45.
- Nakamura, Y., and M. Sano. 2004. Overlaps in habitat use of fishes between a seagrass bed and adjacent coral and sand areas at Amitori Bay, Iriomote Island, Japan: Importance of the seagrass bed as juvenile habitat. *Fisheries Science* **70**:788-803.
- Odum, W. E., and E. J. Heald. 1972. Trophic analyses of an estuarine mangrove community. *Bulletin of Marine Science of the Gulf and Caribbean* **22**:671-738.
- Ojeda-Serrano, E. 2003. Description of larval development of the red hind, *Epinephelus guttatus*, and the spatio-temporal distributions of ichthyoplankton during a red hind spawning aggregation off La Parguera, Puerto Rico. PhD. University of Puerto Rico, Mayaguez.
- Pandolfi, J., D. R. Robertson, and D. R. Kirtley. 1998. Roles for worms in reef-building. *Coral Reefs* **17**:120.

- Paramo, J., and R. Roa. 2003. Acoustic-geostatistical assessment and habitat abundance relations of small pelagic fish from the Colombian Caribbean. *Fisheries Research* **60**:309-319.
- Parrish, J. D. 1982. Fishes at a Puerto Rican coral reef: distribution, behavior, and response to passive fishing gear. *Caribbean Journal of Science* **18**:9-20.
- Parrish, J. D. 1989. Fish communities of interacting shallow-water habitats in tropical oceanic regions. *Marine Ecology Progress Series* **58**:143-160.
- Pawlik, J. R. 1998. Coral reef sponges: do predatory fishes affect their distribution? *Limnology and Oceanography* **43**:1396-1399.
- Perry, D. M. 1988. Effects of associated fauna on growth and productivity in the red mangrove. *Ecology* **69**:1064-1075.
- Peterson, C. H., J. H. Grabowski, and S. P. Powers. 2003. Estimated enhancement of fish production resulting from restoring oyster reef habitat: quantitative evaluation. *Marine Ecology Progress Series* **264**:249-264.
- Peterson, C. H., and R. T. Kneib. 2003. Restoration scaling in the marine environment. *Marine Ecology Progress Series* **264**:173-307.
- Poizat, G. M., and E. Baran. 1997. Fisherman's knowledge as background information in tropical fish ecology: a quantitative comparison with fish sampling results. *Environmental Biology of Fishes* **50**:435-449.
- Ponwith, B. J. 1999. Assemblage structure, trophic ecology and life history of fishes in a tropical estuary. PhD. Texas A&M. 146 p.
- Powers, S. P., J. H. Grabowski, C. H. Peterson, and W. J. Lindberg. 2003. Estimating enhancements of fish production by offshore artificial reefs: uncertainty exhibited by divergent scenarios. *Marine Ecology Progress Series* **264**:265-277.
- Ramirez, J. T., and J. R. Garcia. 1998. Taxonomic structure and distribution of reef fish larvae across a Neritic-oceanic gradient off La Parguera, Puerto Rico. Pages 991-1002 *in* Proceedings of the 50th Gulf and Caribbean Fisheries Institute.
- Randall, J. E. 1965. Grazing effect on sea grasses by herbivorous reef fishes in the West Indies. *Ecology* **46**:255-260.
- Recksiek, C. W., R. S. Appeldoorn, and R. G. Turingan. 1991. Studies of fish traps as stock assessment devices on a shallow reef in south-western Puerto Rico. *Fisheries Research* **10**:177-197.
- Rees, J. T. 1973. Shallow-water octocorals of Puerto Rico: Species account and corresponding depth records. *Caribbean Journal of Science* **13**:57 p.
- Reyes Diaz, M. V. 1998. Restauracion de habitat en hierbas marinas de la costa suroeste de Puerto Rico. MS. University of Puerto Rico, Mayaguez.
- Ribes, M., R. Coma, and J. M. Gili. 1998. Heterotrophic feeding by gorgonian corals with symbiotic zooxanthella. *Limnology and Oceanography* **43**:1170-1179.
- Richards, W. J., and K. C. Lindeman. 1987. Recruitment dynamics of reef fishes; planktonic processes, settlement and demersal ecologies, and fishery analysis. *Bulletin of Marine Science* **41**:392-410.
- Richmond, R. H., and C. L. Hunter. 1990. Reproduction and recruitment of corals: comparisons among the Caribbean, the tropical Pacific, and the Red Sea. *Marine Ecology Progress Series* **60**:185-203.
- Rivera, G. A., and R. S. Appeldoorn. 2000. Age and growth of dolphinfish, *Coryphaena hippurus*, off Puerto Rico. *Fishery Bulletin* **98**:345-352.

- Robblee, M. B. 1987. The spatial organization of the nocturnal fish fauna of a tropical seagrass feeding ground (St. Croix). PhD. University of Virginia. 181 p.
- Roberts, C. M. 1995. Effects of fishing on the ecosystem structure of coral reefs. *Conservation Biology* **9**:988-995.
- Roberts, C. M. 1995. Rapid build-up of fish biomass in a Caribbean marine reserve. *Conservation Biology* **9**:815-826.
- Robertson, A. I., and N. C. Duke. 1987. Mangroves as nursery sites: comparisons of the abundance and species composition of fish and crustaceans in mangroves and other nearshore habitats in tropical Australia. *Marine Biology* **96**:193-205.
- Robertson, D. R., C. W. Peterson, and J. D. Brawn. 1990. Lunar reproductive cycles of benthic brooding reef fishes: reflections of larval biology or adult biology. *Ecological Monographs* **60**:311-329.
- Rocha, L. A., A. L. Bass, D. R. Robertson, and B. W. Bowen. 2002. Adult habitat preferences, larval dispersal, and the comparative phylogeography of three Atlantic surgeonfishes (Teleostei: Acanthuridae). *Molecular Ecology* **11**:243-252.
- Rodriguez, C., and A. W. Stoner. 1990. The epiphyte community of mangrove roots in a tropical estuary: distribution and biomass. *Aquatic Botany* **36**:117-126.
- Rodriguez, R. W., R. M. T. Webb, and D. M. Bush. 1994. Another look at the impact of Hurricane Hugo on the shelf and coastal resources of Puerto Rico, USA. *Journal of Coastal Research* **10**:0278-0296.
- Rogers, C. S. 1979. The productivity of San Cristobal Reef, Puerto Rico. *Limnology and Oceanography* **24**:342-349.
- Ronnback, P. 1999. The ecological basis for economic value of seafood production supported by mangrove ecosystems. *Ecological Economics* **29**:235-252.
- Rooker, J. R., and G. D. Dennis. 1991. Diel, lunar, and seasonal changes in a mangrove fish assemblage off southwestern Puerto Rico. *Bulletin of Marine Science* **49**:684-698.
- Rundle, K. R. 2002. Tarpon and snook stock dynamics in brackish water lagoons of Humacao Natural Reserve, Puerto Rico. MS. Mississippi State University. 84 p.
- Rutzler, K., and I. C. Feller. 1996. Caribbean mangrove swamps. *Scientific American* **274**:94-100.
- Sabater, M. G., and H. Yap, T. 2002. Growth and survival of coral transplants with and without electrochemical deposition of CaCO<sub>3</sub>. *Journal of Experimental Marine Biology and Ecology* **272**:131-146.
- Sale, P. F. 1991. *The ecology of fishes on coral reefs*. Academic Press, Inc., San Diego.
- Sale, P. F., and J. P. Kritzer. 2003. Determining the extent and spatial scale of population connectivity: decapods and coral reef fishes compared. *Fisheries Research* **65**:153-172.
- Sewell, M. A., and C. M. Young. 1999. Temperature limits to fertilization and early development in the tropical sea urchin *Echinometra lucunter*. *Journal of Experimental Marine Biology and Ecology* **236**:291-305.
- Shapiro, D. Y., D. A. Hensley, and R. A. Appeldoorn. 1988. Pelagic spawning and egg transport in coral-reef fishes: a skeptical overview. *Environmental Biology of Fishes* **22**:3-14.
- Sheaves, M. 1995. Large lutjanid and serranid fishes in tropical estuaries: Are they adults or juveniles? *Marine Ecology Progress Series* **129**:31-41.
- Sheridan, P., and C. Hays. 2003. Are mangroves nursery habitat for transient fishes and decapods? *Wetlands* **23**:449-458.

- Shulman, M. J. 1985. Recruitment of coral reef fishes: effects of distribution of predators and shelter. *Ecology* **66**:1056-1066.
- Shulman, M. J., and E. Bermingham. 1995. Early life histories, ocean currents, and the population genetics of Caribbean reef fishes. *Evolution* **49**:897-910.
- Sluka, R., M. Chiappone, K. M. Sullivan, and R. Wright. 1997. The benefits of a marine fishery reserve for Nassau grouper *Epinephelus striatus* in the central Bahamas. Pages 1961-1964 in *Proceedings of the 8th International Coral Reef Symposium*.
- Soong, K. 1991. Sexual reproductive patterns of shallow-water reef corals in Panama. *Bulletin of Marine Science* **49**:832-846.
- Sponaugle, S., and R. K. Cowen. 1997. Early life history traits and recruitment patterns of Caribbean wrasses (Labridae). *Ecological Monographs* **67**:177-202.
- Sponaugle, S., R. K. Cowen, A. Shanks, S. G. Morgan, J. M. Leis, J. Pineda, G. W. Boehlert, M. J. Kingsford, K. C. Lindeman, C. Grimes, and J. L. Munro. 2002. Predicting self-recruitment in marine populations: biophysical correlates and mechanisms. *Bulletin of Marine Science* **70**:341-375.
- Sponaugle, S., and D. R. Pinkard. 2004. Impact of variable pelagic environments on natural larval growth and recruitment of the reef fish *Thalassoma bifasciatum*. *Journal of Fish Biology* **64**:34-54.
- Srinivasan, M. 2003. Depth distributions of coral reef fishes: the influence of microhabitat structure, settlement, and post-settlement processes. *Oecologia* **137**:76-84.
- Stielow, S. N. 2002. Cyanobacterial, *Microcoleus lyngbyaceus*, and drift eucaryotic macroalgal assemblages in inshore seagrass habitats in southwest Puerto Rico. MS. University of Puerto Rico, Mayaguez.
- Stimson, J., S. Larned, and K. McDermid. 1996. Seasonal growth of the coral reef macroalga *Dictyosphaeria cavernosa* (Forskal) Borgesen and the effects of nutrient availability, temperature and herbivory on growth rate. *Journal of Experimental Marine Biology and Ecology* **196**:53.
- Stobutzki, I. C., and D. R. Bellwood. 1997. Sustained swimming abilities of the late pelagic stages of coral reef fishes. *Marine Ecology Progress Series* **149**:35-41.
- Stockhausen, W. T., R. N. Lipcius, and B. M. Hickey. 2000. Joint effects of larval dispersal, population regulation, marine reserve design, and exploitation on production and recruitment in the Caribbean spiny lobster. *Bulletin of Marine Science* **66**:957-990.
- Stoner, A. W. 1997. The status of queen conch, *Strombus gigas*, research in the Caribbean. *Marine Fisheries Review* **59**:12.
- Stoner, A. W. 2003. What constitutes essential nursery habitat for a marine species? A case study of habitat form and function for queen conch. *Marine Ecology Progress Series* **257**:275-289.
- Swearer, S. E., J. S. Shima, M. E. Hellberg, S. R. Thorrold, G. P. Jones, D. R. Robertson, S. G. Morgan, K. A. Selkoe, G. M. Ruiz, and R. R. Warner. 2002. Evidence of self-recruitment in demersal marine populations. *Bulletin of Marine Science* **70**:251-271.
- Szmant, A. M. 1986. Reproductive ecology of Caribbean reef corals. *Coral Reefs* **5**:43-53.
- Tanner, J. E. 1995. Competition between scleractinian corals and macroalgae: An experimental investigation of coral growth, survival and reproduction. *Journal of Experimental Marine Biology and Ecology* **190**:151.

- Taylor, R. G., J. A. Whittington, H. J. Grier, and R. E. Crabtree. 2000. Age, growth, maturation, and protandric sex reversal in common snook, *Centropomus undecimalis*, from the east and west coasts of south Florida. *Fisheries Bulletin* **98**:612-624.
- Thayer, G. W., D. R. Colby, and W. F. Hettler. 1987. Utilization of the red mangrove prop root habitat by fishes in south Florida. *Marine Ecology Progress Series* **35**:25-38.
- Thorhaug, W. H. 1970. Seagrass community dynamics in a subtropic estuarine lagoon. *Aquaculture* **12**:253-277.
- Thresher, R. E., and E. B. Brothers. 1989. Evidence of intra- and inter-oceanic regional differences in the early life history of reef-associated fishes. *Marine Ecology Progress Series* **57**:187-205.
- Tolimieri, N. 1997. Effects of microhabitat characteristics and spatial scale on recruitment and adult abundance in Caribbean reef fishes. PhD. University of Windsor. 185 p.
- Tremain, D. M., and D. H. Adams. 1995. Seasonal variations in species diversity, abundance, and composition of fish communities in the northern Indian River Lagoon, Florida. *Bulletin of Marine Science* **57**:171-192.
- Turingan, R. G., and A. B. Acosta. 1986. An analysis of the fish assemblages on a coral patch reef in Puerto Rico. Pages 242-259 in *Proceedings of the 43rd Gulf and Caribbean Fisheries Institute*.
- Uhrin, A. V., and J. G. Holmquist. 2003. Effects of propeller scarring on macrofaunal use of the seagrass *Thalassia testudinum*. *Marine Ecology Progress Series* **250**:61-70.
- Valentine, J. F., and K. L. Heck. 2001. The role of leaf nitrogen content in determining turtlegrass (*Thalassia testudinum*) grazing by a generalized herbivore in the northeastern Gulf of Mexico. *Journal of Experimental Marine Biology and Ecology* **258**:65-86.
- Valiela, I., J. L. Bowen, and J. K. York. 2001. Mangrove forests: One of the world's threatened major tropical environments. *BioScience* **51**:807-815.
- Valle-Esquivel, M. 2003. Aspects of the population dynamics, stock assessment, and fishery management strategies of the queen conch, *Strombus gigas*, in the Caribbean. PhD. University of Miami.
- Vásquez-Yeomans, L., U. Ordóñez-López, C. Quintal-Lizama, and M. Ornelas-Roa. 2003. A preliminary fish larvae survey in Banco Chinchorro. *Bulletin of Marine Science* **73**:141-152.
- Vicente, V. P., and J. A. Rivera. 1982. Depth limits of the seagrass *Thalassia testudinum* (Konig) in Jobos and Guayanilla Bays, Puerto Rico. *Caribbean Journal of Science* **17**:73-79.
- Victor, B. C. 1986. Duration of the planktonic larval stage of one hundred species of Pacific and Atlantic wrasses (family Labridae). *Marine Biology* **90**:317-326.
- Wahle, C. M. 1983. Regeneration of injuries among Jamaican gorgonians: the roles of colony physiology and environment. *Biological Bulletin* **165**:778-790.
- Walters, L. J., C. M. Smith, J. A. Coyer, C. L. Hunter, K. S. Beach, and P. S. Vroom. 2002. Asexual propagation in the coral reef macroalga *Halimeda* (Chlorophyta, Bryopsidales): production, dispersal and attachment of small fragments. *Journal of Experimental Marine Biology and Ecology* **278**:47-65.
- Ward, S. 1995. The effect of damage on the growth, reproduction and storage of lipids in the scleractinian coral *Pocillopora damicornis* (Linnaeus). *Journal of Experimental Marine Biology and Ecology* **187**:193-206.

- Watson, M., and J. L. Munro. 2004. Settlement and recruitment of coral reef fishes in moderately exploited and overexploited Caribbean ecosystems: implications for marine protected areas. *Fisheries Research* **69**:415-426.
- Webster, M. S. 2004. Density dependence via intercohort competition in a coral-reef fish. *Ecology* **85**:986-994.
- Weinstein, M. P., and K. L. Heck, Jr. 1979. Ichthyofauna of seagrass meadows along the Caribbean coast of Panama and in the Gulf of Mexico: composition, structure and community ecology. *Marine Biology* **50**:97-107.
- Wellington, G. M., and V. C. Victor. 1989. Planktonic larval duration of one hundred species of Pacific and Atlantic damselfishes (Pomacentridae). *Marine Biology* **101**:557-567.
- Williams, E. H., P. J. Bartels, and L. Bunkley-Williams. 1999. Predicted disappearance of coral-reef ramparts: a direct result of major ecological disturbances. *Global Change Biology* **5**:839-845.
- Williams, E. H., and L. Bunkley-Williams. 2003. Bibliography of research publications concerning Jobos Bay, Puerto Rico. *Caribbean Journal of Science* **Special publication No. 6**.
- Williams, E. H., Jr., L. Bunkley-Williams, R. J. Bruckner, A. W. Bruckner, E. A. R. Ortiz-Corps, W. A. Bowden-Kerry, and D. E. Colon-Jones. 1996. Recurring mass mortalities of white-spined sea urchin, *Tripneustes ventricosus* (Echinodermata: Echinoidea) in Puerto Rico. *Caribbean Journal of Science* **32**:111-112.
- Wulff, J. L. 1997. Mutualisms among species of coral reef sponges. *Ecology* **78**:146-159.
- Yeung, C., and T. N. Lee. 2002. Larval transport and retention of the spiny lobster, *Panulirus argus*, in the coastal zone of the Florida Keys, USA. *Fisheries Oceanography* **11**:286-309.
- Yohei, N., and S. Mitsuhiro. 2004. Comparison between community structures of fishes in *Enhalus acoroides*- and *Thalassia hemprichii*-dominated seagrass beds on fringing coral reefs in the Ryukyu Islands, Japan. *Ichthyological Research* **51**:38.
- Zack, A., and A. Roman-Mas. 1988. Hydrology of the Caribbean island wetlands. *Acta Cientifica* **2**:65-73.
- Zea, S. 1990. Distribution, cover and recruitment of demosponges (Porifera:Demospongiae) in rocky and reefal habitats of Santa Marta, Colombian Caribbean. PhD. The University of Texas, Austin. 171 p.
- Zerbi, A., C. Aliaume, and J.-C. Joyeux. 2001. Growth of juvenile tarpon in Puerto Rican estuaries. *ICES Journal of Marine Science* **58**:87-95.

## GREY LITERATURE:

### Technical Reports – (Medium Quality)

The following literature cited encompasses technical reports and government documents pertinent to the *Morris J. Berman* grounding, injured resources and comparable habitats.

- Collins, L. A., and J. H. Finucane. 1984. Ichthyoplankton survey of the estuarine and inshore waters of the Florida Everglades, May 1971 to February 1972. NOAA Technical Report NMFS No. 6. 75 p.
- Cross, V. A., W. C. Schwab, and B. A. Raker. 1998. High-resolution marine geologic maps showing sediment distribution on the insular shelf off Luquillo, Puerto Rico. USGS Open-File Report 98-204. 10 p.
- CSA Architects & Engineers, CH2M Hill, and CSA Group. 2004. Semiannual report for the Carolina RWWTP 301(h) waiver demonstration studies, March/April 2004. Document No. CP-CA-00039-04. Submitted to: U.S. Environmental Protection Agency, Region II. New York, New York.
- Dennis, G. D., D. Goulet, and J. R. Rooker. 1991. Ichthyoplankton assemblages sampled by night lighting in nearshore habitats of southwestern Puerto Rico. NOAA Technical Report NMFS 95. 89-97
- Ellis, S., and F. Gomez-Gomez. 1976. Hydrologic characteristics of lagoons at San Juan, Puerto Rico, during a January 1974 tidal cycle. USGS Water Resources. Investigation 38-75. 45 p.
- Ellis, S. R. 1976. History of dredging and filling of lagoons in the San Juan area, Puerto Rico. USGS Water Resources. Investigation 38-76.
- FAO. 1993. Marine fishery resources of the Antilles: Lesser Antilles, Puerto Rico and Hispaniola, Jamaica, Cuba. FAO Fisheries Technical Paper. No. 326. 235 p.
- Gomez-Gomez, F., F. Quinones, and S. R. Ellis. Hydrologic characteristics of lagoons at San Juan, Puerto Rico, during an October 1974 tidal cycle. United States Geological Survey Water Resources. Investigation 82-349.
- Kaye, C. A. 1959. Shoreline features and Quaternary shoreline changes, Puerto Rico. Geological Survey Professional Paper 317-B. 49-140
- Krushensky, R. D., and J. H. Schellekens. 2001. Geology of Puerto Rico. In: Bawiec, W.J. (eds.) Geology, geochemistry, geophysics, mineral occurrences, and mineral resources assessment for the Commonwealth of Puerto Rico. U.S. Geological Survey. Open-File Report 98-38, Washington, D.C.
- Nakamura, E. L., J. R. Taylor, and I. K. Workman. 1980. The occurrence of life stages of some recreational marine fishes in estuaries of the Gulf of Mexico. NOAA Technical Memorandum. NMFS-SEFC-45. 53 p.
- National Marine Fisheries Service. 2002. Essential fish habitat: A marine fish habitat conservation mandate for federal agencies U.S. Caribbean. St. Petersburg. 18 p.
- NOAA. 1996. Effects of No. 6 oil and selected remedial options in tropical seagrass beds. NOAA Technical Memorandum NOS ORCA 101, Seattle: Hazardous Materials Response and Assessment Division. 36 p.

- Parker, R. O., Jr., and R. W. Mays. 1998. Southeastern United States deepwater fish assemblages, habitat characteristics, catches and life history summaries. NOAA Technical Report NMFS 138. 41 p.
- Plan Development Team. 1990. The potential of marine fishery reserves for reef fish management in the U.S. Southern Atlantic. NOAA Technical Memorandum. NMFS-SEFC-261. 40 p.
- Scanlon, K. M., R. W. Rodriguez, J. L. Trias, and C. M. Delorey. Offshore sand and gravel resources on the insular shelf of Puerto Rico. USGS Open File Report 98-38.
- Webb, R. M. T., and F. Gomez-Gomez. 1998. Synoptic survey of water quality and bottom sediments, San Juan Bay Estuary System, Puerto Rico, December 1994 - July 1995. USGS Water Resources Investigation 97 - 4144. 70 p.

### **Trustee Documents - (Medium Quality)**

The following documents were provided by the Trustees and pertain directly to the *Morris J. Berman* grounding event.

- Applied Science Associates. 1994. Barge *Morris J. Berman* Oil Spill San Juan, Puerto Rico. January 7, 1994. Damage Assessment Data Report. 155 p.
- Berrios, J. M., J. Timber, and R. Perez. 1994. Subaquatic evaluation at the Morris Berman grounding area. 5 p.
- Caribbean Stranding Network. 1994. Statistics of wildlife salvaged or rescued from the Morris J. Berman oil spill.
- Entrix, Inc. 1995. Report of the Morris J. Berman barge grounding site Morris J. Berman oil spill San Juan, Puerto Rico. Commonwealth of Puerto Rico. Project No. 187601.
- Hudson, J. H., and B. Goodwin. 1995. Morris J. Berman grounding site, Punta Escambron, Puerto Rico. Damage assessment information report; site evaluation and recommendations. National Oceanic and Atmospheric Administration. 15 p.
- Mignucci-Giannoni, A. A., M. V. Pauley, and D. Moore. 1994. Preliminary mortality assessment, rescue and rehabilitation of wildlife affected from the barge *Morris J. Berman* spill in San Juan, Puerto Rico. La Parguera, PR: Unpublished draft contract report of the Red Caribena de Varamientos (Caribbean Stranding Network) to the Department of Natural and Environmental Resources, Commonwealth of Puerto Rico. 29 p.
- National Oceanic and Atmospheric Administration, U.S. Department of Commerce, U.S. Department of the Interior, Puerto Rico Department of Natural and Environmental Resources. 2002. Draft Restoration Plan/Environmental Assessment for the T/B *Morris J. Berman* Grounding and Oil Spill San Juan, Puerto Rico. 77 p.
- Penn, T., C. Curtis, T. Whittington, J. Iliff, C. Lilyestrom, and B. Peacock. 2003. Morris J. Berman Oil Spill: Natural Resource Damages Settlement and Restoration Scale. *in* 2003 International Oil Spill Conference.
- Peterson, C. H., and Associates. 2000. Final Report for Mulberry Phosphate NRDA Trustees: Estimating the enhancement of secondary production: oyster reef vs. artificial reef construction. 60 p.
- Petrae, L. G. ed. 1995. Barge Morris J. Berman Spill: NOAA's Scientific Response. Seattle: Hazardous Materials Response and Assessment Division, National Oceanic and Atmospheric Administration. HAZMAT Report No. 95-10. 63 p.

Vicente, V. P. 1994. Summary and miscellaneous information relevant to the Berman oil spill on the north coast of Puerto Rico. NOAA/SEFSC. San Juan, Puerto Rico.

## MISCELLANEOUS (Low Quality)

The following literature cited includes non-peer reviewed journals and various electronic sources.

- Aiken, K. A. 1993. Jamaica. *in* Marine fishery resources of the Antilles.
- Anonymous. 1994. Out of sight, out of mind. *Earth Island Journal* **9**:10.
- Arnold, J. M., J. A. Boyce, and R. J. Bellmer. Damage assessment and restoration planning for marine birds. 57
- Austin, H. M., and S. E. Austin. 1971. Juvenile fish in two Puerto Rican mangroves. *Underwater Naturalist* **7**:26-30.
- Bester, C. Biological Profiles: Blue Tang.  
<http://www.flmnh.ufl.edu/fish/Gallery/Descript/BlueTang/BlueTang.html>.
- Bruckner, A. 2001. Natural Resources: Coral Reef. *in* letter to Puerto Rico DNR.
- Caribbean Fishery Management Council. Species identification sheet for *Stombus gigas* Linnaeus, 1758; size, geographical distribution, fishing grounds, catches, fishing gear.  
[http://www.strombusgigas.com/QC%20geographic distribution.htm](http://www.strombusgigas.com/QC%20geographic%20distribution.htm).
- Caribbean Fishery Management Council. 1996. Regulatory amendment to the fishery management plan for the reef fish fishery of Puerto Rico and the United States Virgin Islands concerning red hind spawning aggregation closures including a regulatory impact review and an environmental assessment.
- Caribbean Fishery Management Council. 2004. Environmental impact statement for the generic essential fish habitat amendment to the fishery management plans of the US Caribbean.
- Clifton, K. E. Lang and Baldwin. Field methods for the behavioral study of foraging ecology and life history of herbivorous coral-reef fishes.
- Curtis, T. Biological Profiles: Black tip Shark.  
<http://www.flmnh.ufl.edu/fish/Gallery/Descript/Blacktip/Blacktipshark.html>.
- Curtis, T. Biological Profiles: Bull Shark.  
<http://www.flmnh.ufl.edu/fish/Gallery/Descript/bullshark/bullshark.htm>.
- de Cuba Romero, N. 2001. The Caribbean National Parks. *National Parks* **75**:42-45.
- Dennis, G. D., and K. J. Sulak. 2001. Mangrove prop-root habitat as essential fish habitat in northeastern Florida Bay. *in* Florida Bay Science Conference, Key Largo, Florida.
- Dial Cordy & Associates Inc. June 26, 2000. Arecibo nearshore hardbottom habitat assessment.  
<http://planning.saj.usace.army.mil/envdocs/Arecibo/areciboRPT.htm>.
- Dodge, R. E. 1987. The growth rate of stony corals of Broward County, FL: Effects from past beach renourishment projects. Nova University Oceanographic Center. 73 p.
- EarthTrends. EarthTrends Country Profiles. 2003. Coastal and marine ecosystems--Puerto Rico.  
<http://earthtrends.wri.org>.
- Earthwatch. 2000. Central America & the Caribbean. *Earthwatch Institute Journal* **19**:35-41.
- Florida Museum of Natural History. Biological profiles of Florida fish.  
<http://www.flmnh.ufl.edu/fish/Education/bioprofile.htm>.
- Fonda, D. 1999. After the spill: ten years later, Alaska's wilderness still struggles to heal (EXXON Valdez oil spill). *Life* **22**:103-104.
- Gale Group. 1996. Oil seals contaminated birds' fates. *Science News*. 314-315

- Garcia, J. R., and R. L. Castro. 1999. Fish - coral associations in shallow reefs around Puerto Rico. (Abstract). Pages 89 *in* International Conference on Scientific Aspects of Coral Reef Assessment, Monitoring and Restoration, Ft. Lauderdale, FL.
- Garcia, J. R., C. Schmitt, C. Heberer, and A. Winter. UNESCO Coastal region and small Island papers. La Parguera, Puerto Rico, USA.  
<http://www.unesco.org/csi/pub/papers/garciab.htm>.
- Garrison, V. H. Reef fishes of St. John, U.S. Virgin Islands.  
<http://biology.usgs.gov/s+t/SNT/noframe/cr135.htm>.
- Glauco A. Rivera & Associates. 2003. Marine biological assessment: Epibenthic and fish communities. Project: SMITCOMS / SMPR-1 fiber optic submarine cable system. 50 p.
- Gomez-Gomez, F. 1993. Hydrology of the estuarine system near San Juan, Puerto Rico. Pages 1-4 *in* Water Resources in Puerto Rico and the U.S. Virgin Islands: A Review.
- Hall, K. V. Natural Resources: Sea Turtles, Leatherback. *in*.
- Hanlon, R. 2004. Beautiful and beastly. National Geographic **206**:30-46.
- Hernandez, V. F. d. Fishes of Puerto Rico.
- Herrera, L. J. R. 1996. San Juan Bay Estuary Program. List of the flora and fauna of the San Juan Bay Estuary System.
- Itano, D. G. The reproductive biology of yellowfin tuna (*Thunnus albacares*) in Hawaiian Waters and the western tropical Pacific Ocean: Project summary.
- Kelty, Ruth. ed. 2004. Status of coral reefs in the U.S. Caribbean and Gulf of Mexico: Florida, Flower Garden Banks, Puerto Rico, U.S. Virgin Islands, Navassa. Pages 431-450 *in* Status of Coral Reefs of the World: 2004.
- Kendall, M. S., M. E. Monaco, K. R. Buja, J. D. Christensen, C. R. Kruer, R. A. Finkbeiner, and R. A. Warner. Benthic habitats of Puerto Rico and the U.S. Virgin Islands.  
<http://biogeo.nos.noaa.gov/products/benthic/>.
- Knickle, C. Biological Profiles: Sandbar Sharks.  
<http://www.flmnh.ufl.edu/fish/Gallery/Descript/Sandbarshark/sandbarshark.htm>.
- Littler, D. S., and M. M. Littler. 2000. Caribbean Reef Plants. OffShore Graphics, Inc., Washington, D. C.
- Mahon, R. 1993. Lesser Antilles. *in* Marine fishery resources of the Antilles.
- Morelock, J. 1978. Shoreline of Puerto Rico. Coastal Zone Management Program, Department of Natural Resources, Commonwealth of Puerto Rico.
- Morelock, J., J. Capella, J. R. Garcia, and M. Barreto. Puerto Rico - seas at the millennium.  
<http://cima.uprm.edu/~morelock/coral/morlok2.pdf>.
- Morelock, J., W. Ramirez, and M. Barreto. The world's coasts: Online - Puerto Rico.  
<http://cima.uprm.edu/~morelock/WCPRcoast.htm>.
- Morelock, J., W. R. Ramirez, A. W. Bruckner, and C. Milton. Status of coral reefs southwest Puerto Rico. <http://uprm.edu/biology/cjs/reefstatuspdf.pdf>.
- Morey, S. Biological Profiles: Bonefish.  
<http://www.flmnh.ufl.edu/fish/Gallery/Descript/bonefish/bonefish.html>.
- Morey, S. Biological Profiles: Permit.  
<http://www.flmnh.ufl.edu/fish/Gallery/Descript/permit/permit.html>.
- National Oceanographic Data Center. 2002. Puerto Rico and US Virgin Islands Reef's Locations: North Coast.
- NOAA. Green sea turtle (*Chelonia mydas*).  
<http://www.nmfs.noaa.gov/pr/species/turtles/green.html>.

- NOAA. Hawksbill sea turtle (*Eretmochelys imbricata*).  
<http://www.nmfs.noaa.gov/pr/species/turtles/hawksbill.html>.
- NOAA. Leatherback sea turtle (*Dermochelys coriacea*).  
[http://www.nmfs.noaa.gov/prod\\_res/species/turtle/leatherback.html](http://www.nmfs.noaa.gov/prod_res/species/turtle/leatherback.html).
- NOAA. Loggerhead sea turtles (*Caretta caretta*).  
[http://www.nmfs.noaa.gov/prod\\_res/species/turtle/loggerhead.html](http://www.nmfs.noaa.gov/prod_res/species/turtle/loggerhead.html).
- Odum, H. T., P. Burkholder, and J. Rivero. 1959. Measurements of productivity of turtle grass flats, reefs, and Bahia Fosforescente of southern Puerto Rico. *Public Institute of Marine Science at the University of Texas* **6**:159-170.
- Pabon, J. A. 2003. What's new in the San Juan Bay Estuary Program? *in* USEPA Coastlines.
- Passarelli, N., and A. Piercy. Biological Profiles: Southern Stingray.  
<http://www.flmnh.ufl.edu/fish/Gallery/Descript/SouthernStingray/SouthernStingray.html>.
- Patton, C. Biological Profiles: Balloon Fish.  
<http://www.flmnh.ufl.edu/fish/Gallery/Descript/Balloon/Balloon.htm>.
- Patton, C. Biological Profiles: Doctorfish.  
<http://www.flmnh.ufl.edu/fish/Gallery/Descript/DrFish/Doctor.htm>.
- Patton, C. Biological Profiles: Four-eye Butterflyfish.  
<http://www.flmnh.ufl.edu/fish/Gallery/Descript/ButterflyFour/ButterflyFour.htm>.
- Patton, C. Biological Profiles: Reef Butterflyfish.  
<http://www.flmnh.ufl.edu/fish/Gallery/Descript/ButterflyReef/ButterflyReef.htm>.
- Patton, C., and C. Bester. Biological Profiles: Banded Butterflyfish.  
<http://www.flmnh.ufl.edu/fish/Gallery/Descript/butterflybanded/butterflybanded1.html>.
- Pearce, F. 2003. Extinction looms for Caribbean 'rainforest of the oceans'. *New Scientist* **179**:9-10.
- Perrotta, T. Biological Profiles: Bar Jack.  
<http://www.flmnh.ufl.edu/fish/Gallery/Descript/barjack/barjack.html>.
- Perrotta, T. Biological Profiles: Jack Crevalle.  
<http://www.flmnh.ufl.edu/fish/Gallery/Descript/CrevalleJack/CrevalleJack.html>.
- Personal communication from the National Marine Fisheries Service, Fisheries Statistics and Economics Division.
- Peterson, C. H., S. D. Rice, J. W. Short, D. Esler, J. J. Bodkin, B. E. Ballachey, and D. B. Irons. 2003. Long-term ecosystem response to the Exxon Valdez oil spill. *Science* **302**:2082-2086.
- Pilkey, and Fritz. Marine Atlas of Puerto Rico. Sediment facies.  
<http://cima.uprm.edu/~morelock/margfacies.htm>.
- Pinet, J. R. 2003. Stratigraphy and diagenesis of Pleistocene eolian deposits from the northern coast of Puerto Rico. *in* AAPG Annual Meeting 2003: Energy - Our Monumental Task, Salt Lake City, Utah.
- Pinit, P. T., R. J. Bellmer, and G. W. Thayer. DRAFT NOAA fisheries technical guidance manual for success criteria in restoration projects. NOAA. Silver Spring, MD.
- Raloff, J. 1986. When sea turtles are awash in oil. *Science News* **130**:358-359.
- Reinharz, E., and L. B. Burlington. 1996. Restoration planning, guidance document for natural resource damage assessment under the Oil Pollution Act of 1990. NOAA.
- Rodriguez, T. ed. 1996. San Juan Bay in Puerto Rico. Pages 239-245 *in* Estuaries on the Edge: The Vital Link Between Land and Sea.

- Schmal, G. P. 1999. Recovery and growth of the giant barrel sponge (*Xestospongia muta*) following physical injury from a vessel grounding in the Florida Keys (Abstract). Pages 172 in International Conference on Scientific Aspects of Coral Reef Assessment, Monitoring, and Restoration, Fort Lauderdale, Florida.
- Schwab, W. C. USGS Marine and Coastal Geology Program. 1996. High energy storms shape Puerto Rico. <http://marine.usgs.gov/marine/fact-sheets/prstorm/prstorm.html>.
- Sharer, M. Natural resources: Sea turtles, Hawksbill. <http://www.surfrider.org/rincon/turtles.asp>.
- Texas, H. J. Biology and Ecology of Mangroves Vol. 8. Tasks for vegetation science. <http://response.restoration.noaa.gov/oilaid/mangroves/pdfs/chapter2.pdf>.
- U.S. Army Corps of Engineers. 1998. Water resources development in Puerto Rico and the U.S. Virgin Islands. 15 p.
- U.S. Fish and Wildlife Service. Caribbean Islands National Wildlife Refuge Complex. <http://caribbean.fws.gov>.
- U.S. Fish & Wildlife Service. Culebra National Wildlife Refuge General Information. [http://caribbean-ecoteam.fws.gov/culebra\\_index.htm](http://caribbean-ecoteam.fws.gov/culebra_index.htm).
- U.S. Fish and Wildlife Service. TESS (Threatened and Endangered Species System) listings by state and territory as of 01/06/2005. [http://www.ecos.fws.gov/tes\\_public/TESSWebpageUsaLists?state=PR](http://www.ecos.fws.gov/tes_public/TESSWebpageUsaLists?state=PR).
- Vicente & Associates. 2000. Marine benthic studies: ARCOS-1: Puerto Rico landing: Puerto Rico-Punta Cana (Siemen), Puerto Rico-Curacao (TYCO). 165 p.
- Webb, R. M. T., F. Gomez-Gomez, and S. C. McIntyre. 1998. Contaminants in sediments deposited in the San Juan Bay Estuary System (1925-95). in American Water Resources Association. Third International Symposium on Tropical Hydrology, San Juan, Puerto Rico.
- Wells, S. M. 1988. Coral reefs of the world, Volume 1: Atlantic and Eastern Pacific. The United Nations Environmental Programme. 257-275

**APPENDIX B**  
**DOCUMENTED SPECIES LIST**

Table B. Species documented along the north coast of Puerto Rico for each of the five evaluated habitats. Service category, a general description and presence absence is designated for each species. Presence/absence designations are as follows: + indicates present; J indicates that juveniles utilize the habitat; A indicates that adults utilize the habitat; and S indicates that the habitat is utilized for spawning.

Species	Service Category	Organism Description	Evaluated Habitats				
			Grounding Site 0 - 5 m	Shallow Hard Bottom	Deep Hard Bottom	Mangrove	Seagrass
<i>Acetabularia crenulata</i>	Primary Producer	Green algae		+		+	
<i>Anadyomene stellata</i>	Primary Producer	Green algae		+	+	+	
<i>Avrainvillea asarifolia</i>	Primary Producer	Green algae		+	+	+	
<i>Avrainvillea longicaulis</i>	Primary Producer	Green algae		+	+	+	+
<i>Avrainvillea nigricans</i>	Primary Producer	Green algae		+	+		
<i>Avrainvillea rawsonii</i>	Primary Producer	Green algae		+	+		
<i>Avrainvillea silvana</i>	Primary Producer	Green algae		+	+	+	
<i>Bryopsis hypnoides</i>	Primary Producer	Green algae		+		+	
<i>Bryopsis pennata</i>	Primary Producer	Green algae		+		+	
<i>Caulerpa ashmeadii</i>	Primary Producer	Green algae		+		+	+
<i>Caulerpa mexicana</i>	Primary Producer	Green algae	+	+		+	+
<i>Caulerpa microphysa</i>	Primary Producer	Green algae		+	+		
<i>Caulerpa prolifera</i>	Primary Producer	Green algae	+				+
<i>Caulerpa racemosa</i>	Primary Producer	Green algae		+	+	+	+
<i>Caulerpa sertularioides</i>	Primary Producer	Green algae		+		+	+
<i>Caulerpa taxifolia</i>	Primary Producer	Green algae		+		+	
<i>Caulerpa verticillata</i>	Primary Producer	Green algae		+		+	+
<i>Caulerpa webbiana</i>	Primary Producer	Green algae		+	+		
<i>Caulerpa ambigua</i>	Primary Producer	Green algae					
<i>Chaetomorpha aerea</i>	Primary Producer	Green algae		+			
<i>Chaetomorpha antennina</i>	Primary Producer	Green algae		+			
<i>Chaetomorpha brachygona</i>	Primary Producer	Green algae					
<i>Chaetomorpha clavata</i>	Primary Producer	Green algae		+			
<i>Chaetomorpha linum</i>	Primary Producer	Green algae		+			
<i>Chamaedoris peniculum</i>	Primary Producer	Green algae		+			

Species	Service Category	Organism Description	Evaluated Habitats				
			Grounding Site 0 - 5 m	Shallow Hard Bottom	Deep Hard Bottom	Mangrove	Seagrass
<i>Cladocephalus luteofuscus</i>	Primary Producer	Green algae					+
<i>Cladophora catenata</i>	Primary Producer	Green algae		+			
<i>Cladophora conferta</i>	Primary Producer	Green algae					
<i>Cladophora montagnei</i>	Primary Producer	Green algae					
<i>Cladophora prolifera</i>	Primary Producer	Green algae		+			
<i>Cladophora socialis</i>	Primary Producer	Green algae					
<i>Cladophora submarina</i>	Primary Producer	Green algae					
<i>Cladophora vagabunda</i>	Primary Producer	Green algae					
<i>Cladophoropsis membranacea</i>	Primary Producer	Green algae				+	
<i>Codium decorticatum</i>	Primary Producer	Green algae		+			
<i>Codium intertextum</i>	Primary Producer	Green algae		+			
<i>Codium isthmocladum</i>	Primary Producer	Green algae		+	+	+	
<i>Cymopolia barbata</i>	Primary Producer	Green algae		+			
<i>Dictyosphaeria cavernosa</i>	Primary Producer	Green algae		+	+		
<i>Dictyosphaeria ocellata</i>	Primary Producer	Green algae		+		+	
<i>Enteromorpha</i> sp.	Primary Producer	Green algae	+	+		+	+
<i>Enteromorpha lingulata</i>	Primary Producer	Green algae		+		+	+
<i>Enteromorpha flexuosa</i>	Primary Producer	Green algae		+		+	+
<i>Halimeda discoidea</i>	Primary Producer	Green algae		+	+		
<i>Halimeda gracilis</i>	Primary Producer	Green algae		+	+	+	
<i>Halimeda hummii</i>	Primary Producer	Green algae		+			
<i>Halimeda incrassa</i>	Primary Producer	Green algae		+		+	+
<i>Halimeda monile</i>	Primary Producer	Green algae		+			+
<i>Halimeda opuntia</i>	Primary Producer	Green algae		+	+	+	+
<i>Penicillus capitatus</i>	Primary Producer	Green algae		+		+	+
<i>Penicillus dumetosus</i>	Primary Producer	Green algae		+			+
<i>Penicillus pyriformis</i>	Primary Producer	Green algae		+			
<i>Rhizoclonium riparium</i>	Primary Producer	Green algae		+			
<i>Udotea abbottiorum</i>	Primary Producer	Green algae		+		+	

Species	Service Category	Organism Description	Evaluated Habitats				
			Grounding Site 0 - 5 m	Shallow Hard Bottom	Deep Hard Bottom	Mangrove	Seagrass
<i>Udotea conglutinata</i>	Primary Producer	Green algae		+	+		
<i>Udotea cyathiformis</i>	Primary Producer	Green algae		+	+	+	
<i>Udotea flabellum</i>	Primary Producer	Green algae		+			+
<i>Ulva lactuca</i>	Primary Producer	Green algae	+	+			
<i>Ventricaria ventricosa</i>	Primary Producer	Green algae		+	+	+	
<i>Halodule wrightii</i>	Primary Producer	Seagrass					+
<i>Syringodium filiforme</i>	Primary Producer	Seagrass					+
<i>Thalassia testudinum</i>	Primary Producer	Seagrass					+
<i>Acanthophora muscoides</i>	Primary Producer	Red algae		+	+		
<i>Acanthophora spicifera</i>	Primary Producer	Red algae	+	+		+	
<i>Acrochaetium flexuosum</i>	Primary Producer	Red algae					+
<i>Agardhiella ramosissima</i>	Primary Producer	Red algae		+	+		
<i>Agardhiella subulata</i>	Primary Producer	Red algae			+		
<i>Aglaothamnion boergesenii</i>	Primary Producer	Red algae					
<i>Aglaothamnion cordatum</i>	Primary Producer	Red algae			+		
<i>Amansia multifida</i>	Primary Producer	Red algae	+	+			
<i>Amphiroa fradilissima</i>	Primary Producer	Red algae			+		+
<i>Amphiroa rigida</i>	Primary Producer	Red algae		+			+
<i>Amphiroa</i> spp.	Primary Producer	Articulated red algae	+	+			+
<i>Antithamnionella breviramosa</i>	Primary Producer	Red algae			+		
<i>Apoglossum gregarium</i>	Primary Producer	Red algae					
<i>Asparagopsis taxiformis</i>	Primary Producer	Red algae			+	SP	
<i>Asteromenia peltata</i>	Primary Producer	Red algae					
<i>Bostrychia tenella</i>	Primary Producer	Red algae		+		+	
<i>Botryocladia occidentalis</i>	Primary Producer	Red algae			+		
<i>Bryocladia cuspidata</i>	Primary Producer	Red algae					
<i>Bryothamnion seaforthii</i>	Primary Producer	Red algae					
<i>Bryothamnion triquetrum</i>	Primary Producer	Red algae		+	+		
<i>Caloglossa leprieurii</i>	Primary Producer	Red algae		+		+	

Species	Service Category	Organism Description	Evaluated Habitats				
			Grounding Site 0 - 5 m	Shallow Hard Bottom	Deep Hard Bottom	Mangrove	Seagrass
<i>Catenella caespitosa</i>	Primary Producer	Red algae		+		+	
<i>Centroceras clavulatum</i>	Primary Producer	Red algae		+		+	
<i>Ceramium cruciatum</i>	Primary Producer	Red algae					
<i>Ceramium fastigiatum</i>	Primary Producer	Red algae					
<i>Ceramium flaccidum</i>	Primary Producer	Red algae					+
<i>Ceramium nitens</i>	Primary Producer	Red algae				+	
<i>Champia parvula</i>	Primary Producer	Red algae			+		+
<i>Champia salicornioides</i>	Primary Producer	Red algae			+		+
<i>Champia vieillardii</i>	Primary Producer	Red algae		+			+
<i>Chondria littoralis</i>	Primary Producer	Red algae			+		
<i>Chondria polyrhiza</i>	Primary Producer	Red algae			+		
<i>Chrysmenia nodulosa</i>	Primary Producer	Red algae			+		
<i>Coelothrix irregularis</i>	Primary Producer	Red algae	+	+		+	
<i>Corallina panizzoi</i>	Primary Producer	Red algae					
<i>Crouania attenuata</i>	Primary Producer	Red algae			+		
<i>Cryptonemia crenulata</i>	Primary Producer	Red algae		+	+		
<i>Cryptonemia luxurians</i>	Primary Producer	Red algae			+		
<i>Dasya baillouviana</i>	Primary Producer	Red algae			+		+
<i>Dasya mollis</i>	Primary Producer	Red algae			+		
<i>Dasya puertoricensis</i>	Primary Producer	Red algae			+		
<i>Dictyurus occidentalis</i>	Primary Producer	Red algae	+	+	+		
<i>Digenia simplex</i>	Primary Producer	Red algae		+	+		
<i>Diplothamnion jolyi</i>	Primary Producer	Red algae					
<i>Dipterosiphonia dendritica</i>	Primary Producer	Red algae					
<i>Dohrnella antillara</i>	Primary Producer	Red algae					
<i>Enantiocladia duperreyi</i>	Primary Producer	Red algae					
<i>Galaxaura marginata</i>	Primary Producer	Red algae		+		+	
<i>Galaxaura obtusata</i>	Primary Producer	Red algae		+		+	
<i>Galaxaura rugosa</i>	Primary Producer	Red algae		+		+	
<i>Gelidiella acerosa</i>	Primary Producer	Red algae		+			

Species	Service Category	Organism Description	Evaluated Habitats				
			Grounding Site 0 - 5 m	Shallow Hard Bottom	Deep Hard Bottom	Mangrove	Seagrass
<i>Gelidium americanum</i>	Primary Producer	Red algae		+			
<i>Gelidium pusillum</i>	Primary Producer	Red algae		+			
<i>Gelidium spinosum</i>	Primary Producer	Red algae					
<i>Gracilaria</i> sp.	Primary Producer	Red algae	+	+	+		
<i>Gracilaria curtissiae</i>	Primary Producer	Red algae		+			
<i>Gracilaria domingensis</i>	Primary Producer	Red algae			+		
<i>Grateloupia dichotoma</i>	Primary Producer	Red algae					
<i>Griffithsia globulifera</i>	Primary Producer	Red algae		+			
<i>Gymnogongrus tenuis</i>	Primary Producer	Red algae					
<i>Haliptilon cubense</i>	Primary Producer	Red algae			+		
<i>Haliptilon subulatum</i>	Primary Producer	Red algae		+			
<i>Haloplegma duperreyi</i>	Primary Producer	Red algae			+		
<i>Halydictyon mirabile</i>	Primary Producer	Red algae		+			+
<i>Halymenia floresia</i>	Primary Producer	Red algae		+	+		
<i>Helminthocladia calvadosii</i>	Primary Producer	Red algae					
<i>Herposiphonia secunda</i>	Primary Producer	Red algae		+			
<i>Heterosiphonia crispella</i>	Primary Producer	Red algae			+	+	
<i>Heterosiphonia gibbesii</i>	Primary Producer	Red algae			+	+	
<i>Hypnea musciformis</i>	Primary Producer	Red algae	+		+		
<i>Hypnea spinella</i>	Primary Producer	Red algae			+		
<i>Hypnea volubilis</i>	Primary Producer	Red algae					
<i>Hypoglossum anomalum</i>	Primary Producer	Red algae					
<i>Hypoglossum rhizophorum</i>	Primary Producer	Red algae			+		
<i>Hypoglossum simulans</i>	Primary Producer	Red algae					
<i>Jania adhaerens</i>	Primary Producer	Red algae		+	+	+	
<i>Jania capillacea</i>	Primary Producer	Red algae		+			+
<i>Jania rubens</i>	Primary Producer	Red algae		+	+		
<i>Laurencia corallopsis</i>	Primary Producer	Red algae					
<i>Laurencia gemmifera</i>	Primary Producer	Red algae		+	+		
<i>Laurencia intricata</i>	Primary Producer	Red algae		+		+	

Species	Service Category	Organism Description	Evaluated Habitats				
			Grounding Site 0 - 5 m	Shallow Hard Bottom	Deep Hard Bottom	Mangrove	Seagrass
<i>Laurencia microcladia</i>	Primary Producer	Red algae		+			
<i>Laurencia obtusa</i>	Primary Producer	Red algae		+			
<i>Laurencia papillosa</i>	Primary Producer	Red algae		+			
<i>Laurencia poiteaui</i>	Primary Producer	Red algae			+		
<i>Liagora pinnata</i>	Primary Producer	Red algae					
<i>Liagoropsis schrammii</i>	Primary Producer	Red algae		+			
<i>Lithophyllum daedaleum</i>	Primary Producer	Red algae		+			
<i>Lithophyllum intermedium</i>	Primary Producer	Red algae					
<i>Lithophyllum prototypum</i>	Primary Producer	Red algae					
<i>Melobesia membranacea</i>	Primary Producer	Red algae					
<i>Meristiella gelidium</i>	Primary Producer	Red algae					
<i>Micropeuce mucronata</i>	Primary Producer	Red algae					
<i>Mesophyllum aemulans</i>	Primary Producer	Red algae					
<i>Murrayella pericladus</i>	Primary Producer	Red algae		+		+	
<i>Neogoniolithon accretum</i>	Primary Producer	Red algae					
<i>Neogoniolithon strictum</i>	Primary Producer	Red algae		+			
<i>Ochtodes secundiramea</i>	Primary Producer	Red algae			+		
<i>Osmundaria obtusiloba</i>	Primary Producer	Red algae		+			
<i>Peyssonnelia</i> sp.	Primary Producer	Red algae	+	+	+		
<i>Peyssonnelia rubra</i>	Primary Producer	Red algae		+	+		
<i>Pleonosporium caribaeum</i>	Primary Producer	Red algae					
<i>Polysiphonia atlantica</i>	Primary Producer	Red algae		+			
<i>Polysiphonia ferulacea</i>	Primary Producer	Red algae		+	+	+	
<i>Polysiphonia howei</i>	Primary Producer	Red algae		+		+	
<i>Predaea feldmanii</i>	Primary Producer	Red algae			+		
<i>Predaea goffiana</i>	Primary Producer	Red algae					
<i>Predaea weldii</i>	Primary Producer	Red algae					
<i>Pterocladella capillacea</i>	Primary Producer	Red algae		+			
<i>Scinaia complanata</i>	Primary Producer	Red algae			+		
<i>Soliera filiformis</i>	Primary Producer	Red algae		+	+		

Species	Service Category	Organism Description	Evaluated Habitats				
			Grounding Site 0 - 5 m	Shallow Hard Bottom	Deep Hard Bottom	Mangrove	Seagrass
<i>Spermothamnion investiens</i>	Primary Producer	Red algae					
<i>Spyridia clavata</i>	Primary Producer	Red algae					
<i>Spyridia filamentosa</i>	Primary Producer	Red algae		+			
<i>Tiffaniella gorgonea</i>	Primary Producer	Red algae			+		
<i>Trichogloea requienii</i>	Primary Producer	Red algae			+		
<i>Tricleocarpa fragilis</i>	Primary Producer	Red algae			+		
<i>Wrangelia argus</i>	Primary Producer	Red algae		+			
<i>Wrangelia penicillata</i>	Primary Producer	Red algae		+	+	+	
<i>Wurdemannia miniata</i>	Primary Producer	Red algae		+	+	+	
<i>Colpomenia sinuosa</i>	Primary Producer	Brown algae		+			
<i>Dictyopteris</i> sp.	Primary Producer	Brown algae	+	+	+	+	
<i>Dictyopteris delicatula</i>	Primary Producer	Brown algae		+		+	
<i>Dictyopteris jamaicensis</i>	Primary Producer	Brown algae		+	+		
<i>Dictyopteris justii</i>	Primary Producer	Brown algae		+	+		
<i>Dictyota</i> sp.	Primary Producer	Brown algae	+	+	+	+	+
<i>Dictyota alternans</i>	Primary Producer	Brown algae		+	+		
<i>Dictyota bartayresiana</i>	Primary Producer	Brown algae		+		+	
<i>Dictyota cervicornis</i>	Primary Producer	Brown algae		+		+	+
<i>Dictyota ciliolata</i>	Primary Producer	Brown algae		+	+		
<i>Dictyota guineensis</i>	Primary Producer	Brown algae		+			
<i>Dictyota menstrualis</i>	Primary Producer	Brown algae			+		
<i>Dictyota mertensii</i>	Primary Producer	Brown algae		+			
<i>Dictyota pulchella</i>	Primary Producer	Brown algae		+	+	+	+
<i>Hincksia breviarticulata</i>	Primary Producer	Brown algae					
<i>Hincksia mitchelliae</i>	Primary Producer	Brown algae		+		+	
<i>Lobophora variegata</i>	Primary Producer	Brown algae		+	+	+	
<i>Nereia tropica</i>	Primary Producer	Brown algae			+		
<i>Padina boergesenii</i>	Primary Producer	Brown algae		+		+	
<i>Padina gymnospora</i>	Primary Producer	Brown algae		+		+	
<i>Padina sanctae-crucis</i>	Primary Producer	Brown algae		+		+	

Species	Service Category	Organism Description	Evaluated Habitats				
			Grounding Site 0 - 5 m	Shallow Hard Bottom	Deep Hard Bottom	Mangrove	Seagrass
<i>Ralfsia expansa expansa</i>	Primary Producer	Brown algae		+			
<i>Sargassum fluitans</i>	Primary Producer	Brown algae	pelagic				
<i>Sargassum hystrix</i>	Primary Producer	Brown algae		+	+		
<i>Sargassum natans</i>	Primary Producer	Brown algae	pelagic				
<i>Sargassum platycarpum</i>	Primary Producer	Brown algae		+			
<i>Sargassum polyceratium</i>	Primary Producer	Brown algae		+			
<i>Sargassum rigidulum</i>	Primary Producer	Brown algae					
<i>Sargassum vulgare</i>	Primary Producer	Brown algae		+		+	
<i>Spatoglossum schroederi</i>	Primary Producer	Brown algae			+		
<i>Sphacelaria tribuloides</i>	Primary Producer	Brown algae		+		+	
<i>Sporochnus bolleanus</i>	Primary Producer	Brown algae					
<i>Styopodium zonale</i>	Primary Producer	Brown algae		+	+		
<i>Turbinaria tricostrata</i>	Primary Producer	Brown algae		+			
<i>Turbinaria turbinata</i>	Primary Producer	Brown algae		+			
<i>Briareum</i> sp.	Structural Animal	Soft coral		+			
<i>Eunicea</i> sp.	Structural Animal	Soft coral	+	+	+		
<i>Gorgonia flabellum</i>	Structural Animal	Soft coral		+			+
<i>Gorgonia</i> spp.	Structural Animal	Soft coral	+	+			+
<i>Gorgonia ventalina</i>	Structural Animal	Soft coral	+	+			
<i>Millepora alcicornis</i>	Structural Animal	Soft coral		+			+
<i>Millepora complanata</i>	Structural Animal	Soft coral		+			
<i>Millepora squarrosa</i>	Structural Animal	Soft coral		+			
<i>Muricea muricata</i>	Structural Animal	Soft coral	+	+			
<i>Plexaura flexuosa</i>	Structural Animal	Soft coral	+	+			
<i>Plexaura homamalla</i>	Structural Animal	Soft coral		+			
<i>Plexaurella</i> sp.	Structural Animal	Soft coral	+	+			
<i>Pseudoplexaura</i> sp.	Structural Animal	Soft coral	+	+			
<i>Pseudopterogorgia</i> sp.	Structural Animal	Soft coral		+	+		
<i>Pterogorgia citrina</i>	Structural Animal	Soft coral		+			
<i>Acropora cervicornis</i>	Structural Animal	Hard coral		+			

Species	Service Category	Organism Description	Evaluated Habitats				
			Grounding Site 0 - 5 m	Shallow Hard Bottom	Deep Hard Bottom	Mangrove	Seagrass
<i>Acropora palmata</i>	Structural Animal	Hard coral		+			
<i>Agaricia agaricites</i>	Structural Animal	Hard coral		+	+	+	
<i>Agaricia tenuifolia</i>	Structural Animal	Hard coral					
<i>Dendrogyra cylindrus</i>	Structural Animal	Hard coral		+	+		
<i>Dichocoenia stokesi</i>	Structural Animal	Hard coral		+			
<i>Diploria clivosa</i>	Structural Animal	Hard coral	+	+		+	+
<i>Diploria labyrinthiformis</i>	Structural Animal	Hard coral	+	+			
<i>Diploria</i> sp.	Structural Animal	Hard coral	+	+	+	+	+
<i>Diploria strigosa</i>	Structural Animal	Hard coral	+	+	+	+	+
<i>Favia</i> cf. <i>gravida</i>	Structural Animal	Hard coral		+			
<i>Favia fragum</i>	Structural Animal	Hard coral		+		+	+
<i>Heliocoris cucullata</i> ( <i>Leptoseris cucullata</i> )	Structural Animal	Hard coral		+	+		
<i>Isophyllia multiflora</i>	Structural Animal	Hard coral		+			
<i>Isophyllia sinuosa</i>	Structural Animal	Hard coral		+	+		
<i>Manicina areolata</i>	Structural Animal	Hard coral		+			+
<i>Meandrina meandrites</i>	Structural Animal	Hard coral	+	+	+		
<i>Montastraea annularis</i>	Structural Animal	Hard coral	+	+			
<i>Montastraea cavernosa</i>	Structural Animal	Hard coral	+	+	+		
<i>Porites astreoides</i>	Structural Animal	Hard coral	+	+			+
<i>Porites porites</i>	Structural Animal	Hard coral	+	+			+
<i>Siderastrea radians</i>	Structural Animal	Hard coral	+	+			
<i>Siderastrea siderea</i>	Structural Animal	Hard coral	+	+			+
<i>Stephanocoenia</i> sp.	Structural Animal	Hard coral	+		+		
<i>Agelas clathrodes</i>	Structural Animal	Sponge	+		+		
<i>Amphimedon compressa</i>	Structural Animal	Sponge	+				
<i>Anthosigmella varians</i>	Structural Animal	Sponge	+	+			
<i>Aplysina fistularis</i>	Structural Animal	Sponge	+				
<i>Callyspongia fallax</i>	Structural Animal	Sponge	+				
<i>Callyspongia vaginalis</i>	Structural Animal	Sponge	+	+			

Species	Service Category	Organism Description	Evaluated Habitats				
			Grounding Site 0 – 5 m	Shallow Hard Bottom	Deep Hard Bottom	Mangrove	Seagrass
<i>Chodrilla nucula</i>	Structural Animal	Sponge	+	+			
<i>Cliona delitrix</i>	Structural Animal	Sponge	+				
<i>Cliona langae</i>	Structural Animal	Sponge	+				
<i>Desmapsamma anchorata</i>	Structural Animal	Sponge	+	+			
<i>Ectyoplasia ferox</i>	Structural Animal	Sponge	+				
<i>Holopsamma helwigi</i>	Structural Animal	Sponge	+				
<i>Ircinia campana</i>	Structural Animal	Sponge	+	+	+		
<i>Ircinia strobilina</i>	Structural Animal	Sponge	+	+			
<i>Ircinia felix</i>	Structural Animal	Sponge	+		+		+
<i>Leucetta floridana</i>	Structural Animal	Sponge	+				
<i>Monanachora barbadensis</i>	Structural Animal	Sponge	+				
<i>Niphates erecta</i>	Structural Animal	Sponge	+	+			
<i>Pseudaxinella lunaecharta</i>	Structural Animal	Sponge	+	+			+
<i>Pseudoceratina crassa</i>	Structural Animal	Sponge	+				
<i>Spinosella vaginalis</i>	Structural Animal	Sponge	+	+	+		
<i>Spirastrella</i> sp.	Structural Animal	Sponge	+				
<i>Verongula gigantea</i>	Structural Animal	Sponge	+	+			
<i>Xestospongia muta</i>	Structural Animal	Sponge	+	+	+		
<i>Ricordea florida</i>	Structural Animal	Corallimorph	+	+			
<i>Halocordyle disticha</i>	Structural Animal	Hydroid	+	+			
<i>Palythoa caribboea</i>	Structural Animal	Zoanthid	+	+			
<i>Palythoa</i> sp.	Structural Animal	Zoanthid		+			
<i>Zoanthus sociatus</i>	Structural Animal	Zoanthid	+				
<i>Zoanthus</i> sp.	Structural Animal	Zoanthid	+	+			
<i>Diadema antillarum</i>	Herbivorous Invert.	Urchin	+	+			J, A
<i>Diadema reticulatus</i>	Herbivorous Invert.	Urchin	+				+
<i>Echinometra lucunter</i>	Herbivorous Invert.	Urchin	+				+
<i>Lytechinus variegatus</i>	Herbivorous Invert.	Urchin	+				+
<i>Tripneustes ventricosus</i>	Herbivorous Invert.	Urchin	+				
<i>Tripneustes esculentus</i>	Herbivorous Invert.	Urchin	+	+			+

Species	Service Category	Organism Description	Evaluated Habitats				
			Grounding Site 0 - 5 m	Shallow Hard Bottom	Deep Hard Bottom	Mangrove	Seagrass
<i>Panulirus argus</i>	Predatory Invertebrate	Spiny Lobster	+	J, A		J	J, A
<i>Strombus gigas</i>	Herbivorous Invert.	Queen Conch		A			J, A, S
<i>Chelonia mydas</i>	Herbivorous Vertebrate	Turtle	+				+
<i>Eretmochelys imbricata</i>	Herbivorous Vertebrate	Turtle		+	+	+	
<i>Dermochelys coriacea</i>	Herbivorous Vertebrate	Turtle			+		
<i>Caretta caretta</i>	Herbivorous Vertebrate	Turtle		+			
<i>Ginglymostoma cirratum</i>	Predatory vertebrate	Predatory reef shark				+	+
<i>Negaprion brevirostris</i>	Predatory vertebrate	Predatory reef shark	+			J, A	
<i>Carcharhinus leucas</i>	Predatory vertebrate	Predatory reef shark	+			J	
<i>Carcharhinus limbatus</i>	Predatory vertebrate	Predatory reef shark	+			J, A	
<i>Dasyatis sp.</i>	Predatory vertebrate	Predatory reef fish		+	+	+	+
<i>Aetobatus narinari</i>	Predatory vertebrate	Predatory reef fish				A	
<i>Megalops atlanticus</i>	Predatory vertebrate	Predatory pelagic fish				J, A	J
<i>Elops saurus</i>	Predatory vertebrate	Predatory seagrass fish	+			J, A	+
<i>Albula vulpes</i>	Predatory vertebrate	Predatory seagrass fish	+				A
<i>Anguilla rostrata</i>	Predatory vertebrate	Predatory benthic eel				A	
<i>Enchelycore nigricans</i>	Predatory vertebrate	Predatory reef fish	+	+			
<i>Gymnothorax moringa</i>	Predatory vertebrate	Predatory reef fish		+			+
<i>Moringua edwardsi</i>	Predatory vertebrate	Predatory zoobenthic reef fish				A	
<i>Myrophis punctatus</i>	Predatory vertebrate	Predatory zoobenthic reef fish				+	
<i>Conger triporiceps</i>	Predatory vertebrate	Predatory mangrove fish				A	
<i>Sardinella sp.</i>	Planktivore vertebrate	Planktivorous pelagic fish/filter feeder		A		A	+
<i>Harengula humeralis</i>	Predatory vertebrate	Planktivorous pelagic fish/filter feeder				A	
<i>Opisthonema oglinum</i>	Predatory vertebrate	Predatory mangrove fish				J, A	
<i>Anchoa parva or filifera</i>	Planktivore vertebrate	Planktivorous pelagic fish/filter feeder				A	

Species	Service Category	Organism Description	Evaluated Habitats				
			Grounding Site 0 - 5 m	Shallow Hard Bottom	Deep Hard Bottom	Mangrove	Seagrass
<i>Anchoa hepsetus</i>	Planktivore vertebrate	Planktivorous pelagic fish/filter feeder				+	+
<i>Cetengraulis edentulus</i>	Planktivore vertebrate	Planktivorous pelagic fish/filter feeder	+			A	
<i>Synodus foetens</i>	Predatory vertebrate	Predatory reef fish	+			+	+
<i>Lepophidium</i> spp.	Predatory vertebrate	Predatory reef fish	+				
<i>Arcos macrophthalmus</i>	Predatory vertebrate	Predatory reef fish	+	+			
<i>Hemiramphus brasiliensis</i>	Predatory vertebrate	Planktivorous pelagic fish/filter feeder	+	+			+
<i>Hyporhamphus unifasciatus</i>	Predatory vertebrate	Planktivorous reef fish/ filter feeder	+			A	+
<i>Strongylura notata</i>	Predatory vertebrate	Predatory fish	+			J	
<i>Strongylura timucu</i>	Predatory vertebrate	Predatory fish				J, A	
<i>Tylosurus</i> sp.	Predatory vertebrate	Predatory reef fish	+	+			+
<i>Platybelone argalus</i>	Predatory vertebrate	Predatory seagrass fish	+				
<i>Atherinomorus stipes</i>	Predatory Fish	Zooplanktivorous reef fish				J, A	
<i>Holocentrus ascensionis</i>	Predatory vertebrate	Predatory zoobenthic reef fish	+	A	A	+(night)	A
<i>Holocentrus coruscus</i>	Predatory vertebrate	Predatory zoobenthic reef fish	+				
<i>Holocentrus rufus</i>	Predatory vertebrate	Predatory zoobenthic reef fish	+	+	A	A	+
<i>Holocentrus vexillarius</i>	Predatory vertebrate	Predatory zoobenthic reef fish	+	+			
<i>Plectrypops retrospinis</i>	Predatory vertebrate	Predatory zoobenthic reef fish	+		+		
<i>Myripristis jacobus</i>	Predatory vertebrate	Predatory zoobenthic reef fish	+	+			
<i>Neoniphon marianus</i>	Predatory vertebrate	Predatory zoobenthic reef fish	+		+		
<i>Aulostomus maculatus</i>	Predatory vertebrate	Predatory reef fish	+	+			+

Species	Service Category	Organism Description	Evaluated Habitats				
			Grounding Site 0 - 5 m	Shallow Hard Bottom	Deep Hard Bottom	Mangrove	Seagrass
<i>Fistularia tabacaria</i>	Predatory vertebrate	Predatory reef fish	+				+
<i>Syngnathus dunckeri</i>	Predatory vertebrate	Predatory reef fish				A	J, A
<i>Syngnathus pelagicus</i>	Predatory vertebrate	Predatory reef fish					J, A
<i>Dactylopterus volitans</i>	Predatory vertebrate	Predatory zoobenthic reef fish					J
<i>Scorpaena plumieri</i>	Predatory vertebrate	Predatory reef fish	+				J
<i>Scorpaenodes caribbaeus</i>	Predatory vertebrate	Predatory reef fish	+	+			
<i>Scorpaenopsis grandicornis</i>	Predatory vertebrate	Predatory reef fish				J	A
<i>Sebastes melanops</i>	Predatory vertebrate	Predatory reef fish	+				
<i>Centropomus enciferus</i>	Predatory vertebrate	Predatory reef fish				J, A	
<i>Centropomus parallelus</i>	Predatory vertebrate	Predatory reef fish				+	
<i>Centropomus undecimalis</i>	Predatory vertebrate	Predatory reef fish				J, A	+
<i>Centropomus pectinatus</i>	Predatory vertebrate	Predatory reef fish				J	
<i>Epinephelus</i> spp.	Predatory vertebrate	Predatory reef fish	+				
<i>Epinephelus adscensionis</i>	Predatory vertebrate	Predatory reef fish	+	+	+		
<i>Epinephelus fulvus</i>	Predatory vertebrate	Predatory reef fish	+	A	A		A
<i>Epinephelus gutatus</i>	Predatory vertebrate	Predatory reef fish	+	A	+	J	J
<i>Epinephelus morio</i>	Predatory vertebrate	Predatory reef fish	+	+	+		J
<i>Epinephelus striatus</i>	Predatory vertebrate	Predatory reef fish		A	A	J, A	J
<i>Priacanthus arenatus</i>	Predatory vertebrate	Predatory reef fish	+		+		
<i>Apogon maculatus</i>	Predatory vertebrate	Predatory reef fish	+	+			
<i>Malacanthus plumieri</i>	Predatory vertebrate	Predatory reef fish	+	A	+		
<i>Oligoplites saurus</i>	Predatory vertebrate	Planktivorous pelagic fish/filter feeder				J	
<i>Caranx</i> sp.	Predatory vertebrate	Predatory pelagic fish	+				
<i>Caranx bartholomaei</i>	Predatory vertebrate	Predatory pelagic fish		J, A	A		+
<i>Caranx hippos</i>	Predatory vertebrate	Predatory pelagic fish				J	
<i>Caranx ruber</i>	Predatory vertebrate	Predatory pelagic fish	+	J, A		A	A
<i>Caranx latus</i>	Predatory vertebrate	Predatory pelagic fish				J, A	A
<i>Selar crumenophthalmus</i>	Predatory vertebrate	Predatory pelagic fish	+	+			+

Species	Service Category	Organism Description	Evaluated Habitats				
			Grounding Site 0 - 5 m	Shallow Hard Bottom	Deep Hard Bottom	Mangrove	Seagrass
<i>Selene vomer</i>	Predatory vertebrate	Predatory pelagic fish		+			+
<i>Trachinotus falcatus</i>	Predatory vertebrate	Predatory pelagic fish				J	A
<i>Trachinotus goodei</i>	Predatory vertebrate	Predatory pelagic fish				J	
<i>Lutjanus analis</i>	Predatory vertebrate	Predatory reef fish		+, S	+, S	J, A	J, A
<i>Lutjanus apodus</i>	Predatory vertebrate	Predatory reef fish	+	J, A	+, S	J, A	J, A
<i>Lutjanus cyanopterus</i>	Predatory vertebrate	Predatory reef fish	+		S	J	J
<i>Lutjanus griseus</i>	Predatory vertebrate	Predatory reef fish	+	J, A, S	S	J, A	J, A
<i>Lutjanus jocu</i>	Predatory vertebrate	Predatory reef fish	+	+	S	J, A	J, A
<i>Lutjanus mahogoni</i>	Predatory vertebrate	Predatory reef fish	+	+	+	J	J, A
<i>Lutjanus synagris</i>	Predatory vertebrate	Predatory reef fish	+	+	+, S	J, A	J, A, S
<i>Lutjanus vivanus</i>	Predatory vertebrate	Predatory reef fish		J, A	A		
<i>Ocyurus chrysurus</i>	Predatory vertebrate	Predatory reef fish	+	A	+, S	J, A	J, A
<i>Gerres cinereus</i>	Predatory vertebrate	Predatory reef fish	+	J	+	J, A	+
<i>Eugerres plumieri</i>	Predatory vertebrate	Predatory reef fish/ Micorcrustacean feeder				J, A	
<i>Eucinostomus argenteus</i>	Predatory vertebrate	Predatory zoobenthic fish	+			J	+
<i>Eucinostomus gula</i>	Predatory vertebrate	Predatory zoobenthic fish				J	+
<i>Eucinostomus lefroyi</i>	Predatory vertebrate	Predatory zoobenthic fish				J	+
<i>Eucinostomus melanopterus</i>	Predatory vertebrate	Predatory zoobenthic fish				J	
<i>Diapterus olistostomus</i>	Predatory vertebrate	Predatory zoobenthic fish				J	
<i>Diapterus rhombeus</i>	Predatory vertebrate	Predatory zoobenthic fish				J	+
<i>Anisotremus surinamensis</i>	Predatory vertebrate	Predatory reef fish	+	A	+		
<i>Anisotremus virginicus</i>	Predatory vertebrate	Predatory reef fish	+	+	+	J	J
<i>Haemulon album</i>	Predatory vertebrate	Predatory reef fish	+	+		J, A	+

Species	Service Category	Organism Description	Evaluated Habitats				
			Grounding Site 0 - 5 m	Shallow Hard Bottom	Deep Hard Bottom	Mangrove	Seagrass
<i>Haemulon aurolineatum</i>	Predatory vertebrate	Predatory reef fish	+	J	+	J, A	J, A
<i>Haemulon bonariensis</i>	Predatory vertebrate	Predatory reef fish	+			A	J
<i>Haemulon chrysargyreum</i>	Predatory vertebrate	Predatory reef fish	+	+	+		J
<i>Haemulon flavolineatum</i>	Predatory vertebrate	Predatory reef fish	+	A	+	J, A	J, A
<i>Haemulon plumieri</i>	Predatory vertebrate	Predatory reef fish	+	J, A	+	J, A	J, A
<i>Haemulon sciurus</i>	Predatory vertebrate	Predatory reef fish	+	A	+	J, A	J, A
<i>Pomadasys crocro</i>	Predatory vertebrate	Predatory reef fish				A	
<i>Archosargus probatocephalus</i>	Predatory vertebrate	Predatory reef fish		+		J, A	J
<i>Archosargus rhomboidalis</i>	Predatory vertebrate	Predatory reef fish		+		J, A	J, A
<i>Calamus bajonado</i>	Predatory vertebrate	Predatory reef fish	+	+	+	+	J, A
<i>Lagodon rhomboides</i>	Predatory vertebrate	Predatory seagrass fish	+			A	J, A
<i>Odontoscion dentex</i>	Predatory vertebrate	Predatory reef fish	+	+			+
<i>Micropogonias furnieri</i>	Predatory vertebrate	Predatory seagrass fish	+			J	
<i>Ophioscion punctatissimus</i>	Predatory vertebrate	Predatory seagrass fish					J, A
<i>Bairdiella sanctaeluciae</i>	Predatory vertebrate	Predatory mangrove fish					+
<i>Equetus lanceolatus</i>	Predatory vertebrate	Predatory reef fish					J
<i>Mulloides martinicus</i>	Predatory vertebrate	Predatory zoobenthic reef fish	+	J, A	A	A	J
<i>Pseudupeneus maculatus</i>	Predatory vertebrate	Predatory zoobenthic reef fish		J	A		J, A
<i>Pempheris schomburgki</i>	Predatory vertebrate	Planktivorous reef fish	+	+			
<i>Chaetodipterus faber</i>	Predatory vertebrate	Predatory reef fish				J	+
<i>Chloroscombus crysurus</i>	Predatory vertebrate	Predatory pelagic fish	+			J	+
<i>Chaetodon capistratus</i>	Predatory vertebrate	Predatory reef fish	+	+	+	J	J
<i>Chaetodon sedentarius</i>	Predatory vertebrate	Predatory reef fish	+	+	+		
<i>Chaetodon striatus</i>	Predatory vertebrate	Predatory reef fish	+	J, A	+	J	J
<i>Pomacanthus arcuatus</i>	Predatory vertebrate	Predatory reef fish	+	+		A	S
<i>Pomacanthus paru</i>	Predatory vertebrate	Predatory reef fish	+	+			+
<i>Holacanthus tricolor</i>	Predatory vertebrate	Predatory reef fish	+	J, A			
<i>Abudefduf saxatilis</i>	Predatory vertebrate	Omnivorous reef fish	+	J		J, A	A

Species	Service Category	Organism Description	Evaluated Habitats				
			Grounding Site 0 - 5 m	Shallow Hard Bottom	Deep Hard Bottom	Mangrove	Seagrass
<i>Stegastes adustus</i> ( <i>Pomacentrus fucus</i> ) ( <i>Stegastees dorsopunicans</i> )	Herbivorous vertebrate	Herbivorous reef fish	+	A		A	
<i>Stegastes diencaeus</i>	Herbivorous vertebrate	Herbivorous reef fish	+	+			
<i>Microspathodon chrysurus</i>	Herbivorous vertebrate	Omnivorous reef fish	+	J, A		J	
<i>Abudefduf taurus</i>	Predatory vertebrate	Omnivorous reef fish	+	J, A			
<i>Stegastes leucostictus</i>	Predatory vertebrate	Predatory reef fish	+			J, A	
<i>Stegastes partitus</i>	Predatory vertebrate	Predatory reef fish		+	A	A	
<i>Stegastes planifrons</i>	Predatory vertebrate	Predatory reef fish	+	A	A		
<i>Stegastes variabilis</i> ( <i>Pomacentrus variabilis</i> )	Predatory vertebrate	Predatory reef fish	+	A	A		
<i>Chromis cyaneus</i>	Predatory vertebrate	Zooplanktivorous reef fish	+	+			
<i>Mugil curema</i>	Herbivorous vertebrate	Herbivorous pelagic fish	+			J, A	+
<i>Mugil liza</i>	Herbivorous vertebrate	Herbivorous pelagic fish				J, A	
<i>Sphyraena barracuda</i> ( <i>Sphyraena guachancho</i> )	Predatory vertebrate	Predatory reef fish	+			J, A	J, A
<i>Sphyraena guachancho</i>	Predatory vertebrate	Predatory reef fish				J	+
<i>Sphyraena picudilla</i>	Predatory vertebrate	Predatory reef fish					+
<i>Polydactylus virginicus</i>	Predatory vertebrate	Predatory zoobenthic seagrass fish				J	+
<i>Bodianus rufus</i>	Predatory vertebrate	Predatory reef fish	+	+		J, A	
<i>Halichoeres bivittatus</i>	Predatory vertebrate	Predatory reef fish	+	J, A, S		+	+
<i>Halichoeres garnoti</i>	Predatory vertebrate	Predatory reef fish	+	J		A	
<i>Halichoeres maculipinna</i>	Predatory vertebrate	Predatory reef fish	+	J			
<i>Halichoeres poeyi</i>	Predatory vertebrate	Predatory reef fish		J			A
<i>Halichoeres radiatus</i>	Predatory vertebrate	Predatory reef fish	+	J, A	+		
<i>Lachnolaimus maximus</i>	Predatory vertebrate	Predatory reef fish	+	+			J
<i>Thalassoma bifasciatum</i>	Predatory vertebrate	Predatory zoobenthic reef fish	+	J, A		A	+
<i>Sparisoma aurofrenatum</i>	Herbivorous vertebrate	Herbivorous reef fish	+	J	+		

Species	Service Category	Organism Description	Evaluated Habitats				
			Grounding Site 0 - 5 m	Shallow Hard Bottom	Deep Hard Bottom	Mangrove	Seagrass
<i>Sparisoma chrysopterum</i>	Herbivorous vertebrate	Herbivorous reef fish	+	+		J, A	A
<i>Sparisoma radians</i>	Herbivorous vertebrate	Herbivorous reef fish	+			J	J, A
<i>Sparisoma rubripinne</i>	Herbivorous vertebrate	Herbivorous reef fish	+	+		J	+
<i>Nicholsina usta usta</i>	Herbivorous vertebrate	Herbivorous seagrass fish					+
<i>Sparisoma viride</i>	Herbivorous vertebrate	Herbivorous reef fish	+	J	+	J, A	J
<i>Scarus coeruleus</i>	Predatory vertebrate	Predatory reef fish					J, A
<i>Scarus guacamaia</i>	Predatory vertebrate	Predatory reef fish	+			J, A	A
<i>Scarus vetula</i>	Predatory vertebrate	Predatory reef fish	+	+	+		
<i>Labrisomus nuchipinnis</i>	Predatory vertebrate	Predatory reef fish		A			+
<i>Malacoctenus triangulatus</i>	Predatory vertebrate	Predatory reef fish		+	A		+
<i>Ophioblennius atlanticus</i>	Herbivorous vertebrate	Herbivorous reef fish	+	A			
<i>Parablennius marmoreus</i>	Predatory vertebrate	Omnivorous reef fish	+	+			
<i>Dormitator maculatus</i>	Predatory vertebrate	Predatory mangrove fish				A	
<i>Eleotris pisonis</i>	Predatory vertebrate	Predatory mangrove fish				A	
<i>Lophogobius cyprinoides</i>	Predatory vertebrate	Omnivorous reef fish				J, A	+
<i>Bathygobius soporator</i>	Predatory vertebrate	Predatory reef fish				A	+
<i>Gobionellus oceanicus</i>	Predatory vertebrate	Predatory reef fish				A	
<i>Acanthurus bahianus</i>	Herbivorous vertebrate	Herbivorous reef fish	+	A		A	J, A
<i>Acanthurus chirugus</i>	Herbivorous vertebrate	Herbivorous reef fish	+	J		J, A	J, A
<i>Acanthurus coeruleus</i>	Herbivorous vertebrate	Herbivorous reef fish	+	A	+	J, A	J, A
<i>Bothus sp.</i>	Predatory vertebrate	Predatory reef fish	+				+
<i>Bothus lunatus</i>	Predatory vertebrate	Predatory reef fish					J, A
<i>Citharichthys spilopterus</i>	Predatory vertebrate	Predatory seagrass fish				J	+
<i>Symphurus plagusia</i>	Predatory vertebrate	Predatory seagrass fish				J	+
<i>Aluterus punctatus</i>	Herbivorous vertebrate	Herbivorous reef fish	+				
<i>Aluterus scriptus</i>	Predatory vertebrate	Predatory reef fish				J	
<i>Balistes vetula</i>	Predatory vertebrate	Predatory reef fish		A, S	+		A
<i>Cantherhines pullus</i>	Predatory vertebrate	Predatory reef fish	+	+			
<i>Lactophrys bicaudalis</i>	Predatory vertebrate	Predatory reef fish					A

Species	Service Category	Organism Description	Evaluated Habitats				
			Grounding Site 0 - 5 m	Shallow Hard Bottom	Deep Hard Bottom	Mangrove	Seagrass
<i>Lactophrys triqueter</i>	Predatory vertebrate	Predatory reef fish	+	+			+
<i>Diodon holocanthus</i>	Predatory vertebrate	Predatory mangrove fish	+	+		A	A
<i>Diodon hystrix</i>	Predatory vertebrate	Predatory mangrove fish	+	+	+	+	J, A
<i>Canthigaster rostrata</i>	Predatory vertebrate	Predatory reef fish	+	+			J, A
<i>Sphoeroides</i> spp.	Predatory vertebrate	Predatory reef fish	+			+	
<i>Spherooides spengleri</i>	Predatory vertebrate	Predatory reef fish	+	+			+
<i>Sphoeroides testudineus</i>	Predatory vertebrate	Predatory reef fish		+		J	J

**APPENDIX C:**  
**NUMBER OF SPECIES BENEFITING FROM HABITAT ADDITIONS**

The following tables give the number of additional eolianite species that would benefit by the addition of subsequent compensatory habitats beginning with one habitat and ending with four habitats. The maximum number of shared eolianite reef species is 165.

Habitat	Additional # of Species
Shallow Hard Bottom (5-10 m)	128
Deep Hard Bottom (>10 m)	8
Seagrass	21
Mangrove	8

Habitat	Additional # of Species
Deep Hard Bottom (>10 m)	56
Seagrass	54
Mangrove	13
Shallow Hard Bottom (5-10 m)	42

Habitat	Additional # of Species
Shallow Hard Bottom (5-10 m)	128
Deep Hard Bottom (>10 m)	8
Mangrove	20
Seagrass	9

Habitat	Additional # of Species
Deep Hard Bottom (>10 m)	56
Seagrass	54
Shallow Hard Bottom (5-10 m)	47
Mangrove	8

Habitat	Additional # of Species
Shallow Hard Bottom (5-10 m)	128
Seagrass	22
Mangrove	8
Deep Hard Bottom (>10 m)	7

Habitat	Additional # of Species
Deep Hard Bottom (>10 m)	56
Shallow Hard Bottom (5-10 m)	80
Seagrass	21
Mangrove	8

Habitat	Additional # of Species
Shallow Hard Bottom (5-10 m)	128
Seagrass	22
Deep Hard Bottom (>10 m)	7
Mangrove	8

Habitat	Additional # of Species
Deep Hard Bottom (>10 m)	56
Shallow Hard Bottom (5-10 m)	80
Mangrove	20
Seagrass	9

Habitat	Additional # of Species
Shallow Hard Bottom (5-10 m)	128
Mangrove	21
Seagrass	9
Deep Hard Bottom (>10 m)	7

Habitat	Additional # of Species
Deep Hard Bottom (>10 m)	56
Mangrove	41
Seagrass	26
Shallow Hard Bottom (5-10 m)	42

Habitat	Additional # of Species
Shallow Hard Bottom (5-10 m)	128
Mangrove	21
Deep Hard Bottom (>10 m)	7
Seagrass	9

Habitat	Additional # of Species
Deep Hard Bottom (>10 m)	56
Mangrove	41
Shallow Hard Bottom (5-10 m)	59
Seagrass	9

Habitat	Additional # of Species
Seagrass	84
Mangrove	15
Shallow Hard Bottom (5-10 m)	59
Deep Hard Bottom (>10 m)	7

Habitat	Additional # of Species
Mangrove	68
Shallow Hard Bottom (5-10 m)	81
Deep Hard Bottom (>10 m)	7
Seagrass	9

Habitat	Additional # of Species
Seagrass	84
Mangrove	15
Deep Hard Bottom (>10 m)	24
Shallow Hard Bottom (5-10 m)	42

Habitat	Additional # of Species
Mangrove	68
Shallow Hard Bottom (5-10 m)	81
Seagrass	9
Deep Hard Bottom (>10 m)	7

Habitat	Additional # of Species
Seagrass	84
Shallow Hard Bottom (5-10 m)	66
Deep Hard Bottom (>10 m)	7
Mangrove	8

Habitat	Additional # of Species
Mangrove	68
Deep Hard Bottom (>10 m)	29
Seagrass	26
Shallow Hard Bottom (5-10 m)	42

Habitat	Additional # of Species
Seagrass	84
Shallow Hard Bottom (5-10 m)	66
Mangrove	8
Deep Hard Bottom (>10 m)	7

Habitat	Additional # of Species
Mangrove	68
Deep Hard Bottom (>10 m)	29
Shallow Hard Bottom (5-10 m)	59
Seagrass	9

Habitat	Additional # of Species
Seagrass	84
Deep Hard Bottom (>10 m)	26
Shallow Hard Bottom (5-10 m)	47
Mangrove	8

Habitat	Additional # of Species
Mangrove	68
Seagrass	31
Deep Hard Bottom (>10 m)	24
Shallow Hard Bottom (5-10 m)	42

Habitat	Additional # of Species
Seagrass	84
Deep Hard Bottom (>10 m)	26
Mangrove	13
Shallow Hard Bottom (5-10 m)	42

Habitat	Additional # of Species
Mangrove	68
Seagrass	31
Shallow Hard Bottom (5-10 m)	59
Deep Hard Bottom (>10 m)	7

**APPENDIX D**

**RESPONSES TO PEER REVIEWER COMMENTS**

DOCUMENT REVIEW BY  
R. GRANT GILMORE, JR., PH.D.,  
SENIOR SCIENTIST  
ESTUARINE, COASTAL AND OCEAN SCIENCE, INC.  
5920 FIRST ST. SW  
VERO BEACH, FL 32968

**HABITAT SUITABILITY ANALYSIS: COMPENSATION FOR INJURED REEF IN  
SUPPORT OF RESTORATION PLANNING FOR THE BERMAN OIL SPILL, SAN  
JUAN, PUERTO RICO, JUNE 2005.**

DOCUMENT SUBMITTED BY  
MARINE RESOURCES INC.,  
7897 SW JACK JAMES DRIVE, SUITE A,  
STUART, FLORIDA 34997.

*Dr. Gilmore's comments and our responses to them follow the pagination order for the document.*

**Comment 1:**

This habitat suitability analysis (HSA) was based on historical data and some recent extant data for marine habitats along the northern coast of Puerto Rico in the vicinity of the "Berman Oil Spill" site. The HSA was unfortunately limited due to the lack of good quantitative data on the relative abundance of marine organisms along this coast of Puerto Rico. The literature utilized for the analyses appeared to be comprehensive and some additional references have been suggested, but are not totally necessary due to the comprehensive bibliography already constructed. The statistical analyses were appropriate for the data at hand. More detail in techniques of data retrieval and techniques used by the studies examined would have been helpful in determining the nature of the specific faunal data base the authors were able to use. This would have influenced my interpretation of Table B.

**Response 1:**

**We appreciate Dr. Grant Gilmore's comments on the *Habitat Suitability Analysis: Compensation for Injured Reef in Support of Restoration Planning for the Berman Oil Spill, San Juan Puerto Rico*. The overall premise for the Habitat Suitability Analysis (HSA) was to compare species that were documented in injury assessment reports to occur at the injury location with species that were documented in our literature search to occur in the potential Compensatory restoration habitats along the northern coast of Puerto Rico. A list of species likely to have been injured by the grounding incident was compiled from injury assessment documents provided by the Trustees as well as from recent studies conducted along the north coast of Puerto Rico within similar hard bottom habitats. Most of the studies from the north coast provided only species lists and lacked relative abundances of the species encountered. We understand that our species list is not exhaustive and that other species may utilize the injured and compensatory restoration habitats; the HSA included only species that were documented in our literature search.**

**Comment 2:**

Page 4 - Elimination of zooplanktivores from the HSA may not be justified for an oil spill event as they are likely to have been directly influenced by surface oil films due to their typical association with surface waters. These species are not always considered highly migratory, particularly atherinids (seagrass, reef, and mangrove) and poeciliids (mangrove). Although engraulids and clupeids have a greater daily range, they also may associate with particular regions of high productivity for prolonged periods of time (bay and river mouths, upwelling zones). It would be interesting to know their distribution, relative to the high energy zones of the north coast of Puerto Rico and San Juan harbor, as there are several potential nutrient and planktonic enrichment zones in this area which have permanent zooplanktivore populations that could have been directly impacted by the oil spill.

**Response 2:**

**We agree with Dr. Gilmore’s comment that zooplanktivores are particularly susceptible to oil spills. Studies of Pacific herring populations in Prince William Sound following the Exxon Valdez Oil Spill provide clear proof of impacts to zooplanktivores. However, the purpose of our HSA was to evaluate compensatory habitats for the injury that occurred due to the physical damage to the reef structure from the grounding, not the impacts of the release of oil. Because the injured habitat and the habitats considered appropriate for compensation are benthic (bottom), species expected to be impacted by loss of reef habitat and addition of new benthic habitat are demersal (bottom oriented) fish and herbivores. This was our original basis for excluding these fish from the analysis. In reality, the number of fish species excluded from the analysis (2 zooplanktivores) was small and their inclusion would not alter our conclusions.**

**Comment 3:**

Page 9 - It is not clear how the “likely injured” categories for impacted organisms were determined.

**Response 3:**

**Organisms were designated as “likely injured” if the damage assessment reports provided by the trustees documented their occurrence in the impacted area or that the organisms were injured by the incident.**

**Comment 4:**

Page 11 - One important group of surface predators were not mentioned, and were likely to be the species most impacted by the oil spill. These are the needlefishes, belonids, halfbeaks, hemiramphids, and flying fish, exocoetids that have an intimate association with the water’s surface and represent a significant biomass in tropical coastal waters. Halfbeaks are omnivores and herbivores during diurnal periods, predators (zooplanktivores) at night. Various species associated with seagrass (*Hyporhamphus unifasciatus*, *Strongylura timucu* & *S. notata*), mangroves (*Strongylura notata*) and reef formations (*Hemiramphus* spp., *Tylosurus corcodilus* and *T. acus*, *Exocoetus* spp, *Parexocoetus* spp.). Halfbeaks and needlefishes are more likely to be residential.

Tarpon are obligate air breathers as juveniles, first ten years (1 m in SL) , and therefore, are highly likely to have come in contact with oil during this event . Even though they may be considered transients, they do dwell in areas of particular prey abundance and stay in certain areas for months at a time. They could have been significantly impacted by the oil spill. Young tarpon are likely resident in inshore coves, mangrove and seagrass ecosystems for months at a time.

**Response 4:**

**Again, we recognize that surface feeding species are susceptible to the effects of oil spills, but not so much to the physical damage to the reef structure from the grounding. Several of the above mentioned fish were documented to occur in the area and are therefore included in our analysis. The surface predators were not discussed in the text because we focused on the species expected to be impacted due to the loss of reef habitat caused by the physical damage to the reef structure, not the impacts of the release of the oil. We recognize that there are many species that may occur in the area, but lack published validation of their occurrence. To maintain the rigor of our analysis, we restricted our analysis to those species that were documented to occur in the study area.**

**Comment 5:**

Page 17 - Since high energy, shallow hard bottom habitat, <5-10 m deep is the primary habitat of concern the literature by Ken Lindeman for similar high energy nearshore rock reef formations in east Florida is particularly valuable in addressing the impacted fauna.

**Response 5:**

**Lindeman and Snyder (1999), listed in Appendix A, was reviewed and used for background information and cross referencing of species that were documented from the north coast of Puerto Rico. Due to the location of the study, the document was not cited in the text.**

**Comment 6:**

Table 9 - Since many species are actually omnivores, was this ever considered as a category?

**Response 6:**

**Dr. Gilmore's comment is well-supported; many of the species we classified as predatory or herbivorous show some degree of omnivory (i.e. feeding at different trophic levels). However, the designation of species as omnivores is highly subjective. Further, the majority of omnivorous species are primarily predatory; the addition of an omnivore classification would simply subdivide this group. While we did not perform this separate analysis, it is unlikely that this subdivision would greatly effect our conclusions.**

**Comment 7:**

Page 19 - I agree that the seagrass (possibly algae), hard substrate (artificial reef) mosaic may be the optimum compensation scenario. I suggest that a structure that mimics the original reef configuration be the best to utilize. I did not see illustrations of the potential hard reef habitat form that would be used. This is very important. It would also be advantageous to place this compensatory restoration site as close to the original site as possible. The reason for this is that an increasing literature point to patchy distribution of fish and invertebrates is relatively

homogenous habitats such as seagrass or mangrove communities. This is often due to preferred local hydrological, oceanographic or geological/topographical conditions.

**Response 7:**

**We agree that the artificial structure should mimic the natural reefs occurring within the area and be placed as close as possible to the injury site. The configuration of the artificial structure itself is beyond the scope of the current document and was therefore not included. Due to the conditions at the injured reef site, placement of an artificial reef is not considered feasible. Therefore, the compensatory restoration habitat should be located as close as possible to the injured habitat to best mitigate for the lost resources of the injured reef habitat.**

**Comment 8:**

PRIMARY LITERATURE - Section A-2 - Suggest adding more Stoner et al Puerto Rican literature, J. Kimmel (PR & Fla.), J. Serafy et al recent paper on mangrove communities in SE Fla., possibly these RGG pubs would be helpful

- Gilmore, R.G. and S.C. Snedaker. 1993. Chapter 5: Mangrove Forests pp 165-198 In W. H. Martin, S.G. Boyce and A.C. Echternacht (eds.) Biodiversity of the Southeastern United States: Lowland Terrestrial Communities. John Wiley & Sons, Inc., Publishers, N.Y. 502 pp.

- Gilmore, R.G. 1977. Fishes of the Indian River lagoon and adjacent waters, Florida. Bulletin of the Florida State Museum 22: 101-147. (lists species by relative habitat association)

**Response 8:**

**We appreciate your suggestions for additional literature. We searched for additional Stoner et al. documents, as well as literature from Kimmel, and have looked over the Gilmore (1977) paper. As part of the initial literature search, MRI contacted Dr. J. Kimmel requesting any relevant literature that focused on the north coast of Puerto Rico. Dr. Kimmel reviewed our literature cited and could not provide any additional references. We conducted a specific key word literature search in which this additional literature did not appear and due to constraints in time, have decided not to incorporate these papers into the final document.**

**Comment 9:**

B-12 Suggest using “shark” for Negaprion as it is a shark. However, since elasmobranchs are fishes, fish can be used correctly for the rays listed, *Dasyatis* sp, *Aetobatus*, etc. as well as for the sharks.

**Response 9:**

**The organism description for Negaprion has been changed to predatory shark rather than predatory fish. This correction does not change the functional group in which the organism was characterized; therefore the outcome of the analysis is not be influenced.**

**Comment 10:**

B-12 *Megalops atlanticus* is a mangrove and seagrass species as well as pelagic reef species.

**Response 10:**

To maintain the rigor of our analysis, we restricted our habitat characterizations to those that were documented in the literature search. *M. atlanticus* is listed in Table B as a mangrove and seagrass species, but we did not come across any documentation for the reef habitat.

**Comment 11:**

B-12 *Albula vulpes* is a “seagrass” fish.

**Response 11:**

The organism description for *A. vulpes* was changed from predatory reef fish to predatory seagrass fish. This correction does not change the functional group in which the organism was characterized; therefore the outcome of the analysis is not influenced.

**Comment 12:**

B-12 *Anguilla rostrata* is NOT a “pelagic” fish and is questionable as a mangrove associate.

**Response 12:**

The designation was changed to benthic fish, but it was kept as a mangrove associate as cited by Austin (1971). This correction does not change the functional group in which the organism was characterized; therefore the outcome of the analysis is not influenced.

**Comment 13:**

B-12 *Mycrophis* spp....What is a “zoobenthic” reef fish and why are the ophichthyids not on this list in this category? Several eel species are missing from the list.

**Response 13:**

Zoobenthic feeders are predatory fishes which feed specifically on vertebrates and invertebrates that live within or rely directly on the substrate regardless of hard or soft bottom habitat type. To maintain the rigor of our analysis, we did not add any additional species to the list because they were not documented in our literature search to occur in the injured habitat.

**Comment 14:**

B-12 *Harengula jaguana* and *H. clupei* should be on this list.

**Response 14:**

To maintain the rigor of our analysis, we did not add any additional species to the list because they were not documented in our literature search to occur in the injured habitat.

**Comment 15:**

B-13 *Anchoa lyolepis* is missing.

**Response 15:**

To maintain the rigor of our analysis, we did not add any additional species to the list because they were not documented in our literature search to occur in the injured habitat.

**Comment 16:**

B-13 It is highly unlikely that *Strongylura marina* (warm temperate-temperate Atlantic continental species) occurs in Puerto Rico and highly likely that it is an old record for a misidentified *Strongylura timucu*. Adult *S. timucu* and *S. notata* are common in mangrove and seagrass habitats.

**Response 16:**

*S. marina* was removed from the species list. *S. timucu* and *S. notata* were not documented in our literature search as occurring in seagrass beds and therefore the habitat characterizations were not adjusted. Removing one fish from the analysis would not influence the outcome of the analysis.

**Comment 17:**

B-13 *Hemiramphus balao* should be considered for the list.

**Response 17:**

To maintain the rigor of our analysis, we did not add any additional species to the list because they were not documented in our literature search to occur in the injured habitat.

**Comment 18:**

B-13 How come *Holocentrus* spp and *Plectrypops* are reef fish and *Myripristis* is “zoobenthic”?

**Response 18:**

The recommended changes to the organism descriptions have been made in Table B. This correction does not change the functional group in which the organism was characterized; therefore the outcome of the analysis is not influenced.

**Comment 19:**

B-14 *Centropomus mexicanus* has also been recorded from Puerto Rico ..published.

**Response 19:**

To maintain the rigor of our analysis, we did not add any additional species to the list because they were not documented in our literature search to occur in the injured habitat.

**Comment 20:**

B-14 What about *Epinephelus itajara*, which is a reef and mangrove associate?

**Response 20:**

To maintain the rigor of our analysis, we did not add any additional species to the list because they were not documented in our literature search to occur in the injured habitat or in any of the compensatory restoration habitats. Only three additional species were suggested that occurred in two of the four compensatory habitats. These additions would not change the outcome of the analysis and were therefore not incorporated.

**Comment 21:**

B-14 No *Hypoplectrus* spp. were listed and they undoubtedly occur on these reefs as well as in certain mangroves (recorded from mangroves in Cuba).

**Response 21:**

**To maintain the rigor of our analysis, we did not add any additional species to the list because they were not documented in our literature search to occur in the injured habitat. Only three additional species were suggested that occurred in two of the four compensatory habitats. These additions would not change the outcome of the analysis and were therefore not incorporated.**

**Comment 22:**

B-14 What about *Apogon pseudomaculatus*...reef associate?

**Response 22:**

**To maintain the rigor of our analysis, we did not add any additional species to the list because they were not documented in our literature search to occur in the injured habitat.**

**Comment 23:**

B-14 *Caranx barthelomaei* should be spelled *C. bartholomaei*.

**Response 23:**

**The spelling was corrected for this species.**

**Comment 24:**

B-14 What happened to *C. chrysos*?

**Response 24:**

**Although *C. chrysos* is a reef associated fish, they were only documented as occurring along the north coast of Puerto Rico in one of the studies found during our literature search. The stations at which *C. chrysos* was documented were offshore and not associated with hard bottom habitats. Since this species was not documented in our literature search to occur in the injured habitat, it was not included in the species list.**

**Comment 25:**

B-15 The mojarras, *geriidae*, are listed as reef microcrustacean consumers when they are actually benthic sediment predators feeding on polychaetes and a wide variety of other benthic invertebrates (“zoobenthic”). I would only consider *Gerres cinereus* as a reef species, possibly *E. lefroyi*. *E. gula* is primarily a seagrass species, *Diapterus* spp. estuarine and freshwater soft sediment associates also occurring in mangroves commonly. *E. argenteus* and *E. melanopterus* occur in high energy beach situations. *E. harengulus* is not listed, but is the most common estuarine and freshwater tributary mojarra in the sub-tropical and tropical western Atlantic (previously misidentified as *E. argenteus*).

**Response 25:**

**The above species were incorrectly labeled as microcrustacean consumers. The table has been corrected to properly characterize them as predatory zoobenthic fish. This correction does not change the functional group in which the organism was characterized; therefore the outcome of the analysis is not influenced.**

**Comment 26:**

B-16 *Diplodus argenteus* is not on the list, but should be as a omnivorous reef fish. Most of the sparids are decidedly omnivorous. Other species of *Calamus* have been omitted for some reason.

**Response 26:**

**To maintain the rigor of our analysis, we did not add any additional species to the list because they were not documented in our literature search to occur in the injured habitat. These recommendations would not change the functional group in which the organisms were characterized; therefore the changes were not incorporated.**

**Comment 27:**

B-16 *Bairdiella sanctaeluciae* is definitely a reef fish, but most often associated with tropical algal reef formations rather than coral reef formations. Continental juveniles are most common in seagrass not mangroves.

**Response 27:**

**The recommended changes to the organism description have been incorporated. This recommendation does not change the functional group in which the organisms were characterized and therefore does not influence the outcome of the analysis.**

**Comment 28:**

B-16 What happened to the other *Equetus* species, *Parequetus* as well?

**Response 28:**

**To maintain the rigor of our analysis, we did not add any additional species to the list because they were not documented in our literature search to occur in the injured habitat.**

**Comment 29:**

B-16 What happened to *Holacanthus ciliaris* and *H. bermudensis*?

**Response 29:**

**To maintain the rigor of our analysis, we did not add any additional species to the list because they were not documented in our literature search to occur in the injured habitat.**

**Comment 30:**

B-17 *Sphyraena guachancho* and *S. picudilla* should also be listed for “reef” formations.

**Response 30:**

**To maintain the rigor of our analysis, we restricted our habitat characterizations to those that were documented in the literature search; therefore this recommendation was not incorporated.**

**Comment 31:**

B-17 *Halichoeres bivittatus* occurs in seagrass as juveniles & so do *H. maculipinna*.

**Response 31:**

**To maintain the rigor of our analysis, we restricted our habitat characterizations to those that were documented in the literature search; therefore this recommendation was not incorporated.**

**Comment 32:**

B-17 What happened to *Doratonotus megalepis* a common reef and seagrass associate?

**Response 32:**

**To maintain the rigor of our analysis, we did not add any additional species to the list because they were not documented in our literature search to occur in the injured habitat or in any of the compensatory habitats. Only three additional species were suggested that occurred in two of the four compensatory habitats. These additions would not change the outcome of the analysis and were therefore not incorporated.**

**Comment 33:**

B-17 No *Cryptotomus roseus*?

**Response 33:**

**To maintain the rigor of our analysis, we did not add any additional species to the list because they were not documented in our literature search to occur in the injured habitat.**

**Comment 34:**

B-18 Both *Labrisomus nuchipinnus* and *Malacoctenus triangulatus* occur commonly in high energy rock reefs at depths 0-5 m in Florida as assume that they would have been at the Grounding Site in PR. They also can occur in mangroves and seagrass in decidedly marine conditions, not well within estuaries.

**Response 34:**

**To maintain the rigor of our analysis, we restricted our analysis to those species that were documented to occur in the study area and our habitat characterizations were restricted to those that were documented in the literature search; therefore this recommendation was not incorporated. These species are listed in the table as likely to occur within the injured area as documented in our literature search, but were not documented as injured in our documents.**

**Comment 35:**

B-18 What happened to *Bathygobius curcao*, *Ctenogobius* spp, particularly *C. smaragdus* and *C. stigmaturus*, *Gnatholepis thompsoni*, *Elacatinus* spp, and all *Coryphopterus* spp.? It appears that the reef, seagrass and mangrove gobiids have been underestimated.

**Response 35:**

**To maintain the rigor of our analysis, we did not add any additional species to the list because they were not documented in our literature search to occur in the injured habitat.**

**Comment 36:**

B-18 What happened to *Monocanthus* spp. and *Stephanolepis* spp.? These latter species are quite common in various tropical habitats.

**Response 36:**

**To maintain the rigor of our analysis, we did not add any additional species to the list because they were not documented in our literature search to occur in the injured habitat.**

NOTE: Relative to these comments on Table B, I realize the authors have apparently had little literature for this region of Puerto Rico on which to depend. However, my comments are based on what we do know of these species elsewhere in Puerto Rico, Cuba, the Windward Islands, South, Central and tropical/subtropical North America.

**A major constraint of this Habitat Suitability Analysis was the lack of quantitative data for the hard bottom habitat of the northern coast of Puerto Rico. Several species lists from various studies conducted along the north coast and from injury assessment reports for the *Morris J. Berman* grounding incident were utilized to compile the likely injured species list in Table B. Our literature search encompassed information from the Caribbean and south Florida in addition to literature from Puerto Rico. The north coast of Puerto Rico is a high energy, low-relief, hard bottom habitat dominated by soft corals and mixed algal assemblages which varies greatly from the coral reef dominated habitats throughout the Caribbean, southern Florida and the southern coast of Puerto Rico. Due to the differences in habitats, we did not include fish from the southern coast of Puerto Rico or surrounding areas if they were not also documented from the northern coast of Puerto Rico.**

**APPENDIX E**  
**RESPONSES TO TRUSTEE COMMENTS**

### **Comment 1:**

Table B. Please define how the species assemblage included in the “Grounding Site 0-5m” was obtained. Is this solely a list of species provided from Trustee Documents or did this habitat receive as thorough a literature review as the other habitat types.

- If this column represents a thorough literature review then we would recommend re-labeling the column name as “eolianite reef” – since “Grounding site” may give the impression that we are only looking impact site –potentially after grounding and not in its prior condition. This distinction should also be made under Section 2.0 Methods and elsewhere though the document
- If this column only represents species from Trustee documents, then it doesn’t seem appropriate that any other species would be included for the other habitat types. This is because the Trustees are interested in how other potential habitat types may provide habitat for the exact same set of species as those that were found on the reef.

### **Response 1:**

**In Table B the species documented as occurring in the column labeled “grounding site” were compiled from a thorough literature review including damage assessment studies provided by the Trustees. The damage assessment documents contained species lists for unimpacted areas similar to the habitat injured by the *Morris J. Berman* grounding incident. Therefore, we have changed the column heading to “Eolianite Reef” since the species documented within this column are found in an eolianite reef habitat. This distinction is made in SECTION 2.0 and is consistent throughout the document.**

### **Comment 2:**

Use of a similarity index is not really the appropriate approach. By including species from other habitat types that are not found on the “injured habitat type”, you are automatically driving the similarity indices further apart. In other words, what the Trustees are interested in is “Given the species that exist on the injured habitat type, what other habitats will provide them benefit.” The Trustees are not interested in how similar the habitats are – but in how other habitat types may provide service to species found on the injured (eolianite) reefs.

- The use of a similarity index could still be applied looking only at the similarity of species between the different habitats – only for species that exist on the injured habitat type.
- Alternatively, a simple matrix which includes “Total number of species on injured habitat type”, and a break down of the habitat type with the highest number of overlapping species, then the habitat type with the most number of species matching the injured habitat but not captured by the first habitat. See example Table. Using this approach, up to 16 different tables could be generated, each one representing a different order of the compensatory habitat types as represented in the last column of the example table below. In this manner, the Trustees can choose a mosaic of habitats with some logic behind the combination that benefits the most species.

Table. # species utilizing Eolianite reef that also utilize other habitat types.

Habitats	Total # species matching Eolianite Reef	# species of interest unique to one alternative	# of unique species to benefit by adding on the next alternative
Eolianite Reef	100	(10 not found in any other habitat types)	
Hard Bottom 5-10	60	20	60
Hard Bottom > 10	40	2	2
Mangroves	25	10	15
Seagrass	20	3	5

**Response 2:**

**The Habitat Suitability Analysis was modified to include only the 183 documented eolianite reef species as suggested by the Trustees.**

**We have included a group of matrices to help the reader better understand the similarities and differences between the species composition of eolianite reef and compensatory habitats. The tables show the number of eolianite species also documented in the compensatory habitats and in the two-habitat and three-habitat compensatory mosaics. The number of species to benefit by the addition of another compensatory habitat type is provided in APPENDIX C.**

**Comment 3:**

The conclusions are not necessarily supported by the analysis that was completed. “No single habitat was identical to the injured habitat for all four services; therefore a mosaic approach of restoration/creation of more than one habitat may be the best alternative.”

- The analysis that was completed was a similarity comparison that looked at presence/absence of species in the individual habitats – not their mosaic ability to compensate. In order to draw this conclusion, it would be necessary to say something about the ability of the “preferred” habitat to compensate and given that level of compensation, something about the 2<sup>nd</sup> habitat, and given that level of compensation, something about the 3<sup>rd</sup> habitat.
- Artificial reefs are specifically identified as a reasonable compensatory restoration alternative yet artificial reefs are not included in the similarity analysis along with hard bottom 5-10m, hard bottom >10m, seagrass or mangrove habitats. In order to justify including artificial reef under the conclusion, artificial reef should be treated as a separate habitat type (i.e., a fifth habitat type) in order to provide a reasonable basis for this conclusion. Otherwise, a separate analysis demonstrating that hard bottom habitats, specifically those used in the analysis, are sufficiently similar to artificial reef is required to demonstrate that hard bottom habitat and artificial reefs are interchangeable. Looking through the literature citations, several artificial reef references are included. Indeed the SOW provides the latitude to look at other habitats (i.e., SOW III, B, 2, fourth bullet: “analysis of other habitats that provide the same or comparable type and quality of habitat services to faunal communities associated with the injured habitat including, but not

limited to, mangroves, seagrass beds and hard bottom habitats (at various depths up to 90 feet)”

**Response 3:**

**Based on the comments and issues provided in Comment 3, MRI has assembled TABLES 11-13 in SECTION 4.0. The purpose of the tables is to present the number of species that are shared between each compensatory restoration habitat and the eolianite reef habitat. The compiled tables illustrate the ability of the preferred mosaic compensatory restoration to compensate for the highest number of species found within the eolianite habitat.**

**In the second comment, the NOAA reviewers requested that we demonstrate or document the high relational similarity or interchangeability of artificial reef habitats to the shallow water eolianite reef habitat. No quantitative or qualitative data regarding artificial reefs on the northern coast of Puerto Rico was discovered during the literature search effort. Based on the absence of data we could not include artificial reefs as a compensatory habitat in our similarity analysis. In SECTIONS 2.0 and 4.1.1 MRI and Dr. Sean Powers have expanded on the functional application of artificial reefs to recruit and support ichthyofaunal and invertebrate assemblages that are highly similar if not more diverse than local natural reefs systems. The literature presented in these sections demonstrates how effective artificial reefs can be as a compensatory habitat if constructed in an appropriate manner.**

**Comment 4:**

Throughout the document, the term mitigation and/or mitigation habitat is used. The appropriate term, in the context of natural resource damage assessment, is compensatory restoration. The term mitigation should not be used in this document.

**Response 4:**

**The term mitigation and/or mitigation habitat was changed to compensatory restoration and/or compensatory habitat throughout the document.**

**Comment 5:**

Figure 2. under Step II, uses the term “listed species”. Because the term “listed species” has meaning under the Endangered Species Act, an alternative term should be used.

**Response 5:**

**The term “listed species” in FIGURE 2 was changed to documented species.**

**Comment 6:**

What is the purpose of Figure 3.? Primary Impact Area and Secondary Impact Area designated but the injured eolianite reef was a discrete area impacted by the barge grounding. If the large polygons identified as Primary and Secondary Impact areas and depicted by Figure 3. characterize the area of oiling, then what is the purpose? Similar to HSA Response #4 to the Reviewer comments, the analysis should focus on the eolianite reef, a physical loss not a loss due to oil exposure. Figure #3, which is also used on the front cover, gives an impression of an oil exposure area. Either eliminate the figure or explain its relationship to the analysis.

**Response 6:**

**We agree and have removed the Primary and Secondary Impact Area designations from the figure. We have kept the figure without the impact areas to provide the reader with a map to orient themselves with the area in which the grounding occurred.**

**Comment 7:**

Section 2.0 Methods, second paragraph, #3 "... greater than > 10 m;" This is redundant. It should read either "greater than 10 m" or "> 10 m".

**Response 7:**

**The greater than symbol (>) has been removed.**

**Comment 8:**

Section 2.0 first numbered item, Strike "injured" per comments above.

**Response 8:**

**All references to the "injured" habitat throughout the document have been changed to "eolianite reef habitat".**

**Comment 9:**

Section 2.0 Second Paragraph ; Is the assumption that an artificial reef , after a brief period of succession (~5 years) would mimic the natural reef system supported by the data collected during the literature search? Do the artificial habitats described in the literature search mimic the natural hard bottom areas to such a degree that the fish associated with the artificial reefs can be assumed to be associated with the various hard bottom habitats (i.e., 0-5m, 5-10 m & > 10 m)? If not, then artificial reef ought to be listed as a separate habitat and compared to the other four compensatory restoration alternatives.

**Response 9:**

**A discussion concerning artificial reef providing ecological services similar to natural hard bottom has been included in the revised text SECTION 2.0.**

**Comment 10:**

Section 2.2 Habitat Suitability Analysis, first paragraph, 2<sup>nd</sup> sentence: recommend adding "either directly or indirectly" after "...species likely injured..."

**Response 10:**

**The sentence has been changed to: The species that were documented to utilize the eolianite reef habitat were considered to be species either directly or indirectly injured by the grounding incident.**

**Comment 11:**

Section 2.2 Habitat Suitability Analysis, first paragraph, 4th line: "Trustees" is misspelled.

**Response 11:**  
**The spelling has been corrected in the text.**

**Comment 12:**

Section 3.2: A general description of the services provided by eolianite reef at the beginning of the document would be helpful to frame the analysis and conclusion. Currently, the functional groups serve as a metric of services, but a concise description of the services provided by the eolianite reef is lacking. Recognizing there is little quantitative data, is it possible to provide a breakdown of the expected community structure of the reef in regards to the functional groups ( i.e., % producers, % structural animals etc.) as part of the service description?

**Response 12:**

**SECTION 1.2 has been expanded to provide an introductory description of the eolianite reef habitat. A general description of the services provided by an eolianite habitat is found in the 4<sup>th</sup> paragraph of SECTION 2.0 and a thorough discussion of the eolianite reef habitat and the organisms within each service category is provided in SECTION 3.3.**

**Comment 13:**

Section 3.2 3<sup>rd</sup> paragraph first sentence: Need to explain Figure 3 better. Specifically, what is meant by the Primary and secondary impact areas?

**Response 13:**

**As per Comment 6, the impact areas have been removed from the figure.**

**Comment 14:**

Section 3.2 3<sup>rd</sup> paragraphs, Sentence beginning with “The most commonly affected biota...” This statement is confusing when compared with the last sentence in the 1st paragraph of Section 3.3 that begins with “Faunal groups with the most species likely injured...”

**Response 14:**

**The statement made in the 3<sup>rd</sup> paragraph of SECTION 3.2 referred to the organism injured by the grounding incident and the subsequent oil spill whereas the sentence in SECTION 3.3 referred to organisms documented within the eolianite reef habitat only. This was clarified in the document.**

**Comment 15:**

Section 3.3 Appendix B includes more than indicated in the first paragraph of 3.3 for instance a description of the faunal communities is also included.

**Response 15:**

**APPENDIX B is initially described in SECTION 2.2. SECTION 3.3 was expanded to provide a more thorough description of the APPENDIX B table.**

**Comment 16:**

Section 3.3.1 Primary Producers, 4th line from the bottom should read, "Halimeda spp., calcareous green algae,..." since spp. indicates more than one species.

**Response 16:**

**The correction was made in the text.**

**Comment 17:**

Section 3.3.1 No mention that primary producers provide food as a service.

**Response 17:**

**SECTION 3.3.1 was expanded to give a general description of the services provided by primary producers and provides specific descriptions of primary producers in the eolianite reef habitat.**

**Comment 18:**

Section 3.3.2 Second Paragraph, last sentence – Were the 10 species documented likely injured determined by Trustee documents or were they associated with the eolianite habitat as determined by the literature search? (As a general comment similar to this specific comment, it may be clearer to the reader to identify which species were documented as injured during the assessment and which are included because of the literature search.)

**Response 18:**

**The sentence was changed to more clearly explain that the 12 species (the number was incorrect after a recount) were documented in the eolianite habitat from the literature search and were therefore either indirectly or directly injured by the grounding.**

**Comment 19:**

Section 3.3 & 3.4 According to Section 2.2, species are assigned one of four service categories (primary producers, structural animals, herbivores and predators) so the headings for Section 3.3.3 (Motile Invertebrates) and 3.3.4 (Vertebrates) doesn't relate to a functional group as described in 2.2

**Response 19:**

**SECTION 3.3 has been reorganized to reflect the service categories as described in SECTION 2.2. The revised portions of SECTION 3.3 are now labeled as follows:**

- SECTION 3.3.3 Herbivores;**
- SECTION 3.3.3.1 Invertebrates;**
- SECTION 3.3.3.2 Vertebrates;**
- SECTION 3.3.4 Predators;**
- SECTION 3.3.4.1 Invertebrates**
- SECTION 3.3.4.2 Vertebrates**

**SECTION 3.3.3 and 3.3.4 provide a general description of the services provided within the eolianite reef habitat by the identified service category. The invertebrate and vertebrate subsections provide specific examples of the services provided by the identified faunal groups within the eolianite reef habitat.**

**Comment 20:**

Section 3.3.3 Motile invertebrates, final line recommended addition, "...important commercial species in Puerto Rico, and is listed in Appendix II of CITES as Threatened."

**Response 20:**

**Recommended addition was included in the document.**

**Comment 21:**

3.4.2 Structural Animals Isn't it logical to include all species that provide structure (algae, seagrass...) instead of just animals that provide structure?

**Response 21:**

**In SECTION 3.4.2 we have included that many primary producers also contribute to the structural complexity of the habitat but explain that they are not included in the analysis as structural animals because their primary role is primary production. We do discuss in SECTION 3.3.1 that some primary producers also provide structure as a habitat service.**

**Comment 22:**

3.4.2. Question regarding plot. Does having more structural animals make a habitat more structurally complex? Seagrass is very structurally complex yet probably has far less structural animals...

**Response 22:**

**Structural complexity of a habitat is not directly correlated to the number of structural animals. For example, seagrass and mangroves create structurally complex habitats with a relative few species of structural animals.**

**Comment 23:**

3.4.3 Is a habitat service of the Herbivores to be prey?

**Response 23:**

**This service of herbivores is explained in SECTION 3.3.3.**

**Comment 24:**

Figure 3. legend repeats redundancy: "less < 0.1". Should be less than 0.1 or < 0.1.

Figure 4. legend same problem as Figure 3.

Figure 6. legend same problem as Figure 3.

**Response 24:**

**The legend has been changed to remove the redundancy in all of the aforementioned figures.**

**Comment 25:**

Table 8. correct scientific name is: *Epinephelus gutatus* for Red hind.

**Response 25:**  
**The spelling was corrected in TABLE 8.**

**Comment 26:**

In the paragraph following Figure 7, I wonder whether we could modify the first sentence to read, "A desirable coupling may be the restoration \* or protection \* of seagrass beds..."

**Response 26:**

**Sentence has been changed to use the term compensatory restoration, which encompasses all possible options for the Trustees.**

**Comment 27:**

Further down in that same paragraph, there are unnecessary italics following "Chaetodon capistratus".

**Response 27:**

**Unnecessary italics were removed from the text.**

**Comment 28:**

In Appendix B, Page B-4, three species of seagrass are included as primary producers within seagrass habitat. Is it appropriate to include the species that makes up the habitat in the similarity index?

**Response 28:**

**All of the species documented in the habitats can be considered to make up the habitat. We have included seagrasses because they are important primary producers in the seagrass habitat.**